

DISCOVERY SPORT



ABOVE & BEYOND





BY APPOINTMENT TO
HM THE QUEEN
MANUFACTURERS OF
MOTOR VEHICLES
JAGUAR LAND ROVER LIMITED
COVENTRY



BY APPOINTMENT TO
HRH THE DUKE OF EDINBURGH
MANUFACTURERS OF
MOTOR VEHICLES
JAGUAR LAND ROVER LIMITED
COVENTRY



BY APPOINTMENT TO
HRH THE PRINCE OF WALES
MANUFACTURERS OF
MOTOR VEHICLES
JAGUAR LAND ROVER LIMITED
COVENTRY



ABOVE & BEYOND

Ever since the first Land Rover vehicle was conceived in 1947, we have built vehicles that challenge what is possible. These in turn have challenged their owners to explore new territories and conquer difficult terrains. Our vehicles epitomise the values of the designers and engineers who have created them. Each one instilled with iconic British design cues, delivering capability with composure. Which is how we continue to break new ground, defy conventions and encourage each other to go further. Land Rover truly enables you to make more of your world, to go above and beyond.





DISCOVERY SPORT COMBINES
DESIGN EXCELLENCE, ENGINEERING
INTEGRITY AND EXCEPTIONAL
VERSATILITY TO CREATE A PREMIUM
COMPACT SUV.

Gerry McGovern.
Land Rover Design Director and Chief Creative Officer.



Scan to view the Discovery Sport in action.

Vehicles shown are from the Land Rover global range. Specifications, options and availability will vary between markets and should be verified with your nearest Land Rover Retailer. Vehicle shown right is HSE Luxury in Scotia Grey.





CONTENTS

DESIGN

Exterior	6
Interior	9
5 + 2 Seating	11
Loadspace Capacity	12
Dynamic Design Pack	14

DRIVING TECHNOLOGY

Testing	18
Terrain Response	20
All Terrain Progress Control	23
Hill Descent Control	25
Wade Sensing	25
Adaptive Dynamics	27
Torque Vectoring	27
Active Driveline	27
Towing Aids	29

TECHNOLOGY

Infotainment	30
Audio	32
Connectivity	34
Driver Assistance	36

COMFORT FOR ALL

ENGINES

9-speed Automatic Transmission	43
Ingenium Diesel Engines	44
E-capability	45
Ingenium Petrol Engines	46

BODY AND CHASSIS

Strength and Stability	48
------------------------	----

SAFETY

5* Euro NCAP Rating	50
---------------------	----

ENVIRONMENTAL

Sustainability	52
----------------	----

SPECIFICATIONS

Choose Your Engine	57
Choose Your Model	58
Choose Your Colour	64
Choose Your Wheels	66
Choose Your Interior	68
Choose Your Accessories	76

TECHNICAL DETAILS

	82
--	----

A WORLD OF LAND ROVER

	84
--	----

DESIGN

EXTERIOR

This is a modern, relevant and compelling vehicle, with its well-proportioned compact body and purposeful stance. Its distinctive silhouette and beautifully sculpted surfaces all combine to create a vehicle that truly connects on an emotional level.

Discovery Sport is ready for anything. Characteristic design cues complement perfectly balanced proportions. Strong dynamic lines and robust detailing signal Discovery Sport's incredible breadth of capability.

Signature features include a clamshell bonnet and distinctive two-bar grille with hexagonal mesh.

The fast bonnet line with a pronounced step into the rising beltline conveys a dramatic stance, whilst the roof tapers subtly downwards, adding extra dynamism.









INTERIOR

The desirability of the exterior design continues into the cabin with bold horizontal and vertical lines, complemented by clean surfaces, superb finishes and optional premium leathers that give a luxury feel to the highly versatile interior. Inside and outside seamlessly blend into a vehicle that clearly communicates its Discovery DNA, whilst firmly looking forward. This spirit of adventure is reflected in Discovery Sport's interior, which has been designed with you at its core. It features high-quality materials and a strong vertical centre console design to reflect the premium exterior.

The cabin is equipped with up to four 12V power points and six USB charging sockets. These can be specified for all three rows of seating, allowing multiple electronic devices to be charged simultaneously.

With a 21:9 wide format and 80 percent more pixels than the 8" Touchscreen, the new 10" Touchscreen is a superb addition to the contemporary, clean interior and becomes a centrepiece of the fascia.

COMMAND DRIVING POSITION

The Command Driving Position in Discovery Sport ensures a greater view of the road ahead so all terrains can be tackled with confidence.

Interior shown left and above is HSE Luxury in Glacier/Lunar.
Vehicle shown above right is HSE Luxury in Scotia Grey.



5+2 SEATING

Discovery Sport offers exemplary levels of comfort and outstanding versatility. The second row is extremely spacious and flexible with the seats able to slide back and forth by 160mm for greater loadspace or comfort*.

The third row, with its simple, single-handed 50:50 deployment, has been cleverly incorporated to avoid any compromises to the vehicle's exterior design, whilst maintaining passenger comfort.

By folding down the third row, a flat loadspace is available for whenever you need it. So wherever you're seated, or whatever you want to carry, you can relax.

LEGGROOM

839mm



MORE LEGROOM

999mm



LOADSPACE

1,887mm



*Where 60:40 second row seats with slide and recline is specified. Interior shown left is HSE Luxury in Glacier/Lunar.



5 + 2 SEATS
194 LITRES



5 SEATS
981 LITRES

LOADSPACE CAPACITY

Deceptively roomy. Cleverly configured. Discovery Sport has been designed and engineered to meet any challenge.

The vehicle has the option of flexible seating which, when stored flat, gives a load floor that is as long as Range Rover and a maximum loadspace of 1,698 litres.

Even whilst carrying five passengers, the loadspace is still an impressive 981 litres. Discovery Sport can handle bulkier loads with consummate ease when the second and third rows are folded flat. Such flexibility helps make carrying family, friends and all their gear that much easier.



4 SEATS
1,124 LITRES



4 SEATS
1,268 LITRES



3 SEATS
1,411 LITRES



2 SEATS
1,698 LITRES

DYNAMIC DESIGN PACK

EXTERIOR

The Discovery Sport Dynamic Design Pack delivers a more assertive stance whilst retaining the instantly recognisable design cues of the Discovery Sport. Yet, when it comes to capability and versatility, nothing has been lost.

However, in terms of dynamism and appeal, much has been gained. The vehicle's bold new front and rear design with new contoured side mouldings form a dramatic presence. This has been augmented with a new Black mesh design for the front grille and side vent. Distinctive Chrome exhaust finishers* together with a Red SPORT badge further enhance the appearance.

*Chrome exhaust finishers only fitted on diesel engines. Petrol engines fitted with a silver painted chrome look finisher.









INTERIOR

Carefully selected sporting touches enhance the interior of the Dynamic Design Pack. A choice of three colourways help to create a vehicle with exemplary levels of finish, available in perforated grained leather and perforated Windsor leather. The interior is further enhanced with a perforated leather sport steering wheel, contrast micropiping on the seats and headrests and unique textured finish to the door inserts and fascia mid-section.

The mood is augmented with either Dark Grey or Carmine Red Brushed Aluminium centre stack side rails, depending on the colourway selected. The HSE and HSE Luxury interiors are also complimented with aluminium sport pedals.

DRIVING TECHNOLOGY

TESTING

Before any vehicle can carry the Land Rover badge, it must complete a series of rigorous tests to establish the very highest levels of luxury, performance and capability.



SUSPENSION

You're unlikely to push any Land Rover harder than we have. For an unrivalled breadth of dynamic capability, both on and off-road, the vehicles have been exposed to ten years of the most extreme driving pressures in a fraction of the time using our state-of-the-art test rig.



WIND SPEED

Discovery Sport was developed in state-of-the-art wind tunnels and a suite of climatic chambers to recreate some of the most challenging aerodynamic conditions it will face. Only by pushing all systems to their limits do we develop true reliability.



HOT AND COLD CLIMATE

In real world environments and our climate chambers, we freeze vehicles to -40°C and bake them to 50°C . Key functions and systems are then scrutinised to our exacting standards. So even in the most remote locations, comfort and peace of mind are never far away.



OFF-ROAD

From the icy proving grounds of Arjeplog, Sweden, to Dubai's unforgiving desert sands, we ensure our legendary all-terrain performance is innate in every vehicle. Prototypes are developed across approximately 8,500km of the most demanding off-road routes.



SEMI-ANECHOIC CHAMBER

In the 'neutral sound' of our semi-anechoic chamber we precisely expose the cabin to a range of frequencies and vibrations, making certain that Discovery Sport sounds refined at every speed and across every surface.



MONSOON

Our water testing facilities ensure each vehicle can enter and exit a body of water without a single droplet entering the cabin. In the monsoon simulator each one is drenched with some 85,000 litres of specially dyed water, while tilting it by as much as 45° , checking for even the slightest leak with UV lights.



TERRAIN RESPONSE

Land Rover has always been synonymous with capability and the Discovery Sport lives up to even the most demanding expectations. Confident and responsive, the drive is further enhanced by a generous wheel articulation and innovative off-road technologies such as Terrain Response.


This feature is standard on all 4WD vehicles and adapts to the responses of the vehicle's engine, transmission, differentials and chassis systems to maximise driveability, comfort and traction.

There are four standard Terrain Response settings: General Driving, Grass/Gravel/Snow, Mud & Ruts and Sand. So, the vehicle feels sure-footed no matter what the terrain or weather conditions.

A fifth setting, **Adaptive Dynamics** is also available*. This mode tunes the suspension to deliver even tighter body control with flatter handling and sharper responses.

 Adaptive Dynamics

 General Driving

 Grass, Gravel, Snow

 Mud & Ruts

 Sand



*Not available with eD4 or TD4 150PS engines.
Vehicle shown right is HSE Luxury in Scotia Grey.







ALL TERRAIN PROGRESS CONTROL

All Terrain Progress Control (ATPC) is a state-of-the-art system that enables drivers to set and maintain a steady speed in challenging conditions. The system is fitted as standard on SD4 and Si4 engines*. It is an optional extra on TD4 180PS engines when specified with automatic transmission and cruise control.

Operating like a cruise control system, it functions at very low speeds between 1.8kph and 30kph (1mph and 18mph), helping the driver to maintain full concentration on steering and finding a path through obstacles.

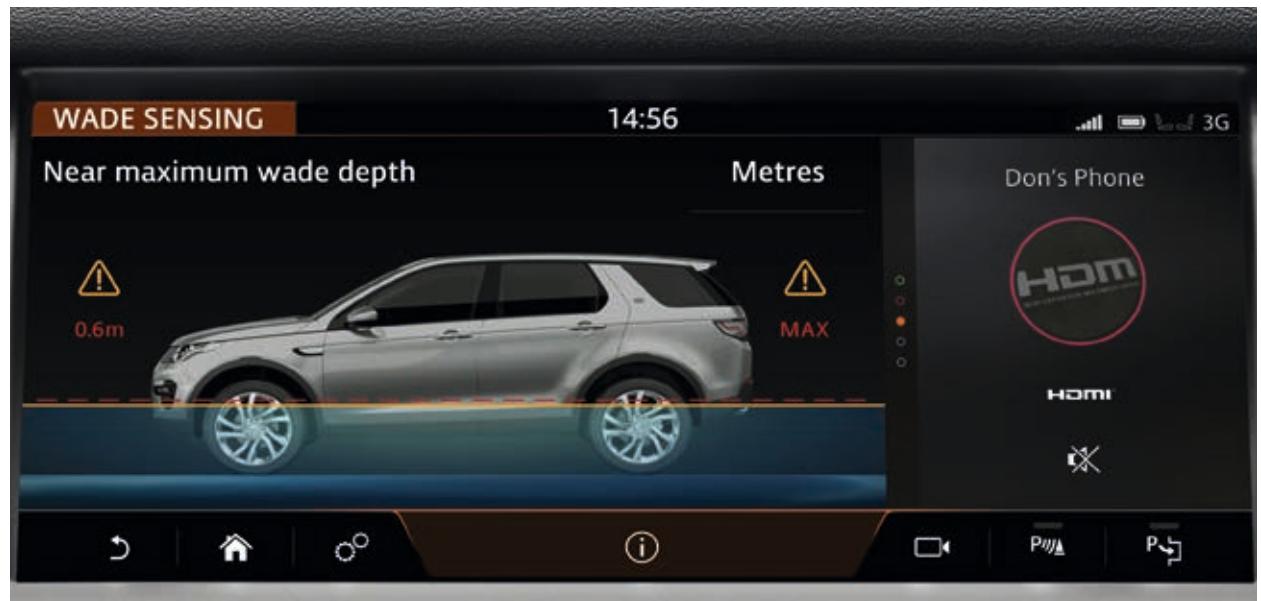
In addition, the system enables the vehicle to pull away smoothly and easily, even on tricky low-friction surfaces like ice, snow or wet grass.

Developed by Land Rover's industry-leading all-terrain specialists, it works seamlessly alongside the standard **Terrain Response**, 4 Wheel Drive (4WD) traction and braking systems.

Once ATPC is activated, the standard steering wheel +/- cruise control buttons are used to set the speed. Brake and accelerator pedals can still override the chosen settings.

*Optional on Si4 240PS Pure models.
Vehicle shown left is HSE Luxury in Scotia Grey.





HILL DESCENT CONTROL

Land Rover's patented Hill Descent Control (HDC) is a standard feature on all 4 Wheel Drive (4WD) vehicles. It assists the driver with controlled descents of difficult slopes by maintaining a constant speed and applying braking separately to each wheel.

Hill Start Assist ensures the vehicle doesn't roll backwards as it pulls away on an incline.


The vehicle also utilises **Gradient Release Control (GRC)** which is designed to prevent the vehicle accelerating too quickly on a steep incline when the driver releases the brake.

WADE SENSING

With a wading depth of up to 600mm, whether crossing streams, fords or flooded areas, the Wade Sensing feature can prove invaluable.

Unique to Land Rover, sensors located in the door mirrors give the driver pictorial real-time information about the water's depth in relation to the vehicle, as well as maximum wading capability via the Touchscreen.





ADAPTIVE DYNAMICS

Optional Adaptive Dynamics with advanced MagneRide™ monitors vehicle movements at least 1,000 times per second, reacting to driver or road inputs instantaneously to give greater control and minimise body lean, providing a balanced, flat ride. Available on all TD4 180PS, SD4 and Si4 engines, the system will even sense off-road conditions and optimise the advanced MagneRide™ damper settings accordingly, delivering the perfect balance of agile handling and a supple, controlled ride.

- 1** UNADJUSTED LATERAL BODY LEAN
- 2** CORRECTED LATERAL BODY LEAN

TORQUE VECTORING

When cornering, the vehicle's agility and stability are enhanced by the Torque Vectoring by Braking system. This feature comes as standard on all 4 Wheel Drive (4WD) vehicles. Monitoring the vehicle, the system constantly balances the distribution of torque between all the wheels to improve grip and steering whether on or off-road.

- A** UNDERSTEER DETECTED
- B** FULL TORQUE TO OUTER WHEELS
- C** BRAKING FORCE TO INNER WHEELS
- D** LINE CORRECTED


ACTIVE DRIVELINE

Optional on TD4 180PS and Si4 engines and standard on the SD4 engine, Active Driveline delivers benefits in both on and off-road situations. In many on-road driving conditions, the system is able to disconnect drive to the rear of the vehicle, providing maximum 2 Wheel Drive (2WD) fuel economy. A sophisticated control strategy continuously monitors key vehicle and environmental parameters.

If the requirements for 4WD are met, the system seamlessly and imperceptibly reconnects drive to the rear of the vehicle within 300 milliseconds. When off-road driving, torque to each rear wheel can be varied according to the available grip. A dedicated display on the Touchscreen relays detailed information, so you always feel in control.

- 3** 2 WHEEL DRIVE (2WD)
- 4** 4 WHEEL DRIVE (4WD) ACTIVATED

MagneRide™ is a registered trademark of BWI Company Limited S.A. Standard and optional features may differ depending on market availability. Please contact your nearest Land Rover Retailer for more information. Vehicle shown left and above is HSE Luxury with Dynamic Design Pack in Firenze Red. Vehicle shown above right is HSE Luxury in Scotia Grey.





TOWING AIDS

With a towing capacity of up to 2,500kg, and by incorporating tailored technologies, Discovery Sport can handle the most demanding of tasks.

ELECTRICALLY DEPLOYABLE TOW BAR

The electrically deployable tow bar is stowed discreetly behind the bumper, providing a clean and attractive finish. Approved for up to 2,500kg trailer load.

DETACHABLE TOW BAR

Convenient and easy to use, the detachable tow bar maintains the vehicle's exterior design when removed or when stowed.

REAR VIEW CAMERA

Providing improved visibility when reversing, the Rear View Camera is a valuable parking aid and offers help when hitching a trailer.

Tow Hitch Assist makes coupling a trailer to the vehicle much easier by helping you visualise the hitching process; it displays the predicted path of the vehicle towards the tow bar on the Touchscreen. Standard with Rear View Camera.

TRAILER STABILITY ASSIST

Trailer Stability Assist monitors the vehicle to detect movements in the trailer and then uses selective braking to help correct potentially hazardous situations.

SURROUND CAMERA SYSTEM

As part of the Surround Camera System, the Tow Assist feature helps with reversing by predicting the trailer's direction. You can even input your trailer's width for precise guidelines displayed on the Touchscreen.

Towing regulations vary by market. Please ensure you comply with relevant legislation in your country.
 Touchscreen shown is 10" Touch Pro.
 Please contact your nearest Land Rover Retailer for feature availability.
 Vehicle shown left and above is HSE Luxury in Scotia Grey.



TECHNOLOGY

INFOTAINMENT

InControl is our suite of advanced technologies that links both you and your Discovery Sport to the wider world. Choose from two InControl infotainment systems: Touch or Touch Pro which can be further enhanced by adding their respective connectivity packages; Connect and Connect Pro.



HEAD-UP DISPLAY

Head-up Display is a technology that presents key vehicle data such as vehicle speed, gear position and navigation directions* on the windscreen, without the need for the driver to take their eyes off the road.

This innovative laser system is more robust against issues such as 'washout' – the effect that the glare from sunlight has on inferior LED-based systems. The feature can be turned on and off dependent upon driver preference.

*Requires Navigation or Navigation Pro.
Get your life InControl at landrover.com/incontrol

As we roll out InControl, specific features described may be optional, and market or powertrain dependent. Please consult your country-specific Land Rover website or local Land Rover Retailer for availability and full terms in your country. Certain features require an appropriate SIM with a suitable data contract which will require further subscription after the initial term advised by your Retailer. Mobile connectivity cannot be guaranteed in all locations.



TOUCH

AVAILABLE ON PURE, SE, HSE AND HSE LUXURY MODELS

- 8" Touchscreen
- Land Rover Sound System with 6 speakers
- Land Rover Enhanced Sound System 190W with 10 speakers
- Meridian™ Sound System 380W with 10 speakers plus subwoofer.

OPTIONAL

- Navigation including Voice Recognition
- Digital Audio Broadcast (DAB) Radio
- **Protect** consists of SOS Emergency Call, Land Rover Optimised Assistance and Remote Essentials smartphone app
- **Secure Tracker** provides stolen vehicle tracking by detecting any unauthorised movement of your vehicle
- **InControl Apps** features a range of Land Rover approved apps that can be connected to Discovery Sport from your smartphone, to enhance aspects of your in-car experience
- **Traffic Sign Recognition***
- **Connect** takes your vehicle's connectivity to the next level including:
 - InControl Apps
 - Remote Premium is a multi-function app that allows you to monitor and interact with your vehicle remotely through your smartphone, making life easier and more connected
- Wi-Fi Hotspot.

*Requires Navigation or Navigation Pro **Only available as part of the Entertainment Packs.

Standard and optional features may differ depending on market availability. Please contact your nearest Land Rover Retailer for more information.
Vehicle shown left is HSE Luxury in Yulong White.



TOUCH PRO

AVAILABLE AS AN OPTION ON SE, HSE AND HSE LUXURY MODELS

- 10" Touchscreen
- Meridian™ Surround Sound System 825W with 16 speakers plus subwoofer
- Navigation Pro
- Voice Recognition
- CD/DVD player
- **Pro Services** including Wi-Fi Hotspot**, Route Planner App, Share ETA, Live Services, Commute Mode, Arrival Mode and Arrival Mode Parking
- **Protect** (Standard on all models).

OPTIONAL

- Digital Audio Broadcast (DAB) Radio
- 10" Dual View Display
- Digital TV
- Rear Seat Entertainment (Optional on HSE and HSE Luxury models)
- **Secure Tracker**
- **InControl Apps**
- **Traffic Sign Recognition***
- **Connect Pro** gives you the very highest level in connectivity and convenience. Features include:
 - InControl Apps
 - Remote Premium.



AUDIO

For the sharpest sound quality, Discovery Sport offers you the choice of four exceptional audio systems. With 6 speakers, the Land Rover Sound System in Discovery Sport delivers a crisp, well-balanced sound. A 10 speaker system is also available, adding further depth and clarity.

Added to which, Land Rover has partnered with Meridian™, a world leader in high-performance audio technologies and digital sound processing, to develop advanced audio systems for Discovery Sport.

Dynamic Volume Control technology has been integrated on all Meridian sound systems, to ensure that any unwanted noise detected in the cabin will be smoothly and automatically balanced out.

The Meridian™ Sound System 380W includes 10 speakers and a dual channel subwoofer, delivering exceptional definition, crystal clear highs and full, deep bass through the careful arrangement of speakers.

Discovery Sport also offers an upgrade from the 380W system to the Touch Pro Meridian™ Surround Sound System, which produces 825W through 16 speakers and a dual channel subwoofer.

This system also includes Meridian Trifield™ technology. This technology delivers the very best in world-class audio reproduction, bringing you closer to the original performance regardless of your position in the vehicle; everyone will feel and hear pure musical enjoyment.

Meridian is a registered trademark of Meridian Audio Ltd. Trifield and the "three fields" device is a trademark of Trifield Productions Ltd. Standard and optional features may differ depending on market availability. Please contact your nearest Land Rover Retailer for more information. Interior shown left is HSE Luxury in Glacier/Lunar. Touchscreen shown is 10" Touch Pro. Vehicle shown right is HSE Luxury in Yulong White.



MERIDIAN SURROUND SOUND SYSTEM



 825 WATTS

 16 SPEAKERS

 SUBWOOFER

CONNECTIVITY

Touch and Touch Pro provide a wealth of information and entertainment. This intuitive InControl technology can help you find a parking space, stream your favourite music and even help you with the recovery of a stolen vehicle. Making life more rewarding, hassle-free and enjoyable.


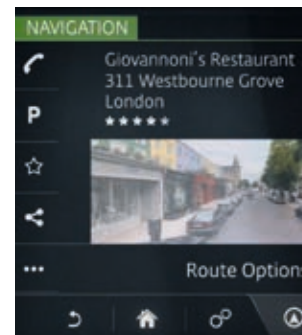


PLANNING ROUTES

Before setting off, use the **Route Planner** app or online portal to search, save locations or set your destination. The app uses the Cloud to send your destination automatically to your vehicle's navigation screen.

STAYING CONNECTED

Before you get into your vehicle, set your ideal cabin temperature with the **Remote Premium** app on smartphones and now the Apple Watch. On the road, the in-car **Wi-Fi Hotspot** provides a stable Internet connection and lets you connect up to eight devices.



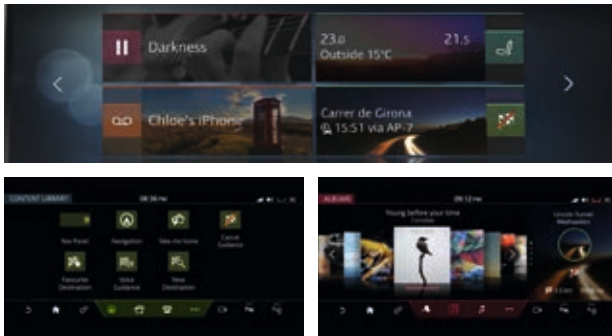
STAYING FOCUSED

Our Touch Pro **Voice Recognition** system understands normal spoken instructions. So you can concentrate on the road ahead without any distractions.

FINDING PARKING

When you near your destination, **Navigation Pro** will suggest nearby parking from a database including space availability. With just one click, the car park is added and your route is updated. **Arrival Mode Parking** shows a 360° street level image to help you identify your destination. Only available with Touch Pro.

InControl features, options and their availability remain market and powertrain dependent – check with your Retailer for local market availability and full terms. Certain features require the fitment of Connect Pro and a Micro SIM with a suitable data contract which will require further subscription after the initial term advised by your Retailer. Apple Watch® is a registered trademark of Apple Inc., registered in the US and other countries. Mobile network connectivity cannot be guaranteed in all locations. InControl Apps will need to be downloaded from the Apple/Android Store, please contact your nearest Land Rover Retailer for further information.



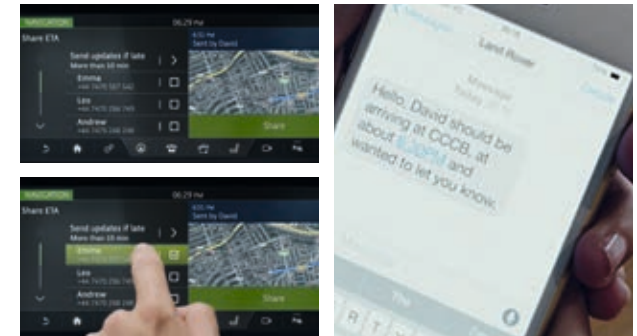
MOVING FASTER

Touch Pro brings you more processing power, thanks to a quad core processor plus an integrated Ethernet network. Customisable homescreens let you arrange the screen, as you like, with up to four personalised homescreens and over 60 shortcuts.



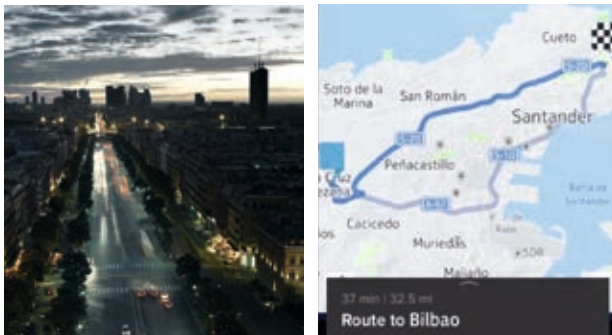
INTELLIGENT ROUTING

Commute Mode allows the system to learn your commutes and automatically advises you of the expected journey time based on live and historical traffic movements without having to input a destination. The system learns the routes you take for a given destination and then advises which of those is the quickest.



SHARING PROGRESS

Share your estimated time of arrival so your selected contact(s) will know exactly when you will arrive, as calculated by the navigation guidance system. If you're running late, Share ETA can then send automatic updates via text or email, without any further action from you.



DOOR-TO-DOOR

Once you've parked, the Route Planner app will guide you to your destination – a true door-to-door experience which includes public transport options. Only available with the Entertainment Packs. The Remote Premium app also lets you check your vehicle to make sure you've locked and secured all doors and windows.



STOLEN VEHICLE TRACKING

With optional Secure Tracker, if your vehicle is broken into, a silent alarm is triggered alerting the relevant authorities. Your vehicle can then be tracked until it is recovered.




HELP IS ALWAYS AT HAND

With Protect, in the event of an incident, SOS Emergency Call will automatically connect you to the emergency response team who will send the emergency services to your location. Otherwise, you can call them manually via an in-car button. You can also summon a Land Rover Optimised Assistance operator should you need technical assistance.


DRIVER ASSISTANCE

DRIVING AIDS




LANE KEEP ASSIST AND DRIVER CONDITION MONITOR

Lane Keep Assist detects when your vehicle is unintentionally drifting out of your lane, and gently steers you back. Driver Condition Monitor detects if you're starting to feel drowsy and gives you an early warning when you need to take a break.



ADAPTIVE CRUISE CONTROL WITH QUEUE ASSIST AND INTELLIGENT EMERGENCY BRAKING

When you're cruising on the motorway or travelling in slow-moving traffic, this system will keep your vehicle a safe distance from the one in front should it slow or stop. Should the vehicle in front stop completely, your vehicle will come to a smooth halt. Once the traffic moves, simply touch the accelerator and Adaptive Cruise Control will resume following the car in front. The system operates from 16kph (10mph) up to motorway speeds.



AUTONOMOUS EMERGENCY BRAKING

If a potential frontal collision is detected, this system displays a forward alert, giving you time to take action. A camera at the front of the vehicle monitors at speeds from 5kph to 80kph (3mph to 50mph) for frontal collisions. If a collision is still anticipated and you have taken no action, this system will apply the brakes to help reduce the severity of the possible impact.



BLIND SPOT MONITOR AND REVERSE TRAFFIC DETECTION

Blind Spot Monitor alerts you to vehicles in, or quickly approaching your blind spot through a small warning light in the corresponding door mirror. Reverse Traffic Detection warns you of hazards, approaching from either side of your vehicle, through both audible and visual warnings so you know what's behind you even when the view is obstructed.

PARKING AIDS



PARK ASSIST

Our Park Assist system makes parallel and perpendicular parking easier than ever by automatically steering your vehicle into a suitable space. You just have to select the appropriate gear and control the vehicle's speed with the brake and accelerator pedals. Graphics and notifications guide you through the manoeuvres. Park Assist will also steer you out of a space, taking all of the stress out of parking.



REAR VIEW CAMERA

To make parking in tight spots simpler, static lines to represent the vehicles, outer perimeter and predicted path are superimposed on the rearward image displayed on your Touchscreen.



SURROUND CAMERA SYSTEM

Using four digital cameras discreetly placed around the vehicle, the system provides an almost complete 360° view including a birds-eye overhead view via the Touchscreen. This helps with various manoeuvres from parking by a kerb, to getting in and out of tight spaces and junctions.



HOMELINK®

The HomeLink® System is a universal transmitter fitted to the underside of the interior rear view mirror. This transmitter can be programmed to operate up to three home or office wireless controlled systems, such as garage doors, automatic gates, or security lighting. By replacing the individual remote control units normally required for each system, the driver no longer needs to search the car interior for the correct handset when needed.

HomeLink® is the registered trademark of Gentex Corporation.
Touchscreen shown is 10" Touch Pro.

Features and availability may differ by vehicle specification and market. Please contact your nearest Land Rover Retailer for more information.

COMFORT FOR ALL

SEATING

Heated front seats are available on all models and, for added comfort, vehicles can also be specified with heated second row seats.

For the ultimate comfort whatever the temperature, heated and cooled front seats are available providing ventilation through perforations in the perforated grained leather and perforated Windsor leather seats. The driver and passenger preferences can be independently controlled via the Touchscreen.

TIMED CLIMATE

Timed Climate has an added Park Heat facility. This pre-heats the engine, channelling residual heat into the cabin, so the vehicle is warm and comfortable by the time the driver leaves the house.

Likewise, in hot weather you can cool down the cabin temperature. It can be activated remotely for extra ease and convenience, or pre-programmed through the Touchscreen to ensure it's ready for your regular morning departure time.

CONFIGURABLE AMBIENT INTERIOR LIGHTING

New levels of ambient refinement and personalisation have been reached with Configurable Ambient Interior Lighting.

This feature allows you to vary the colour and shade, changing the ambience of the cabin to suit your mood. There are five colours in total, ranging from Ice White through to Moonlight and Racing Red.

PANORAMIC ROOF

The full glass fixed panoramic roof enhances the sense of space in the vehicle's interior and floods it with natural light as well as providing uninterrupted views of the surrounding environment.

Importantly, the toughened glass has a dark tint to maintain a comfortable temperature inside the cabin and protect occupants and the interior from the sun's rays. A full-sized, powered interior blind is also provided for those who may prefer a more private experience.



Touchscreens shown are 10" Touch Pro.
Standard and optional features may differ depending on market availability.
Please contact your nearest Land Rover Retailer for more information.
Interior shown right is HSE Luxury in Glacier/Lunar.





REAR SEAT ENTERTAINMENT

Rear Seat Entertainment features two 8" screens built into the front headrests, two pairs of WhiteFire® digital headphones, one USB port in the second row and a dedicated remote control. With your choice of film, television, music or games console, you can feel truly at home.

DIGITAL TV

Digital TV* channels can be watched on the rear screens and new 10" high-resolution Touchscreen.

DUAL VIEW DISPLAY

The Dual View system allows the driver and passenger to view completely independent display content on the 10" Touchscreen. For example, the driver can use the satellite navigation system, while the front seat passenger is able to watch a DVD or TV, where fitted. One set of WhiteFire® digital wireless headphones is included.

POWERED GESTURE TAILGATE

Powered gesture tailgate allows you to operate the tailgate (both to open and close) from outside the vehicle without needing to physically touch the vehicle or the smart key.

Provided that the smart key is detected, the tailgate may be operated by a kicking gesture underneath the rear of the vehicle.

Two sensors mounted on either side of the tailgate allow kerbside operation, rather than needing to be immediately behind the vehicle. And as the system is compatible with towing solutions, you can still open and close the tailgate with the least amount of fuss.

Additionally, a button located inside the tailgate or on the smart key allows the tailgate to be closed automatically with powered tailgate.

USB CHARGING POINTS

Want to charge a games console, tablet or smartphone whilst you're on the move? Discovery Sport has the option of six USB charging ports throughout all rows, to make charging your devices effortlessly simple.



*Whilst Land Rover continues to work closely with its partners to develop TV standards worldwide, we cannot guarantee the TV feature in all countries at all times.
WhiteFire® is a registered trademark of Unwired Technology LLC and any use of such marks by Land Rover is under licence. Standard and optional features may differ depending on market availability. Please contact your nearest Land Rover Retailer for more information.
Vehicle shown top right is HSE Luxury in Yulong White. Interior shown left and bottom right is HSE Luxury in Glacier/Lunar.




ENGINES

9-SPEED AUTOMATIC TRANSMISSION

The lightweight, compact 9-speed Automatic Transmission provides optimum fuel economy and CO₂ emissions, as well as greater control in low-grip conditions or when towing through the specially designed, ultra-low first gear.

The transmission is specifically designed for transverse applications, and is one of the most efficient and technically advanced ever used in a production vehicle. Two patented dog clutches replace the bulkier conventional set-up, allowing small ratio steps to give better response during acceleration, plus improved shift quality, drive and refinement.

The higher top gear not only reduces fuel consumption but the lower engine revs improve comfort and reduce noise when cruising at a sustained speed. The 9-speed Automatic Transmission is extremely robust and perfectly complements Land Rover's rugged all-terrain ability whilst delivering exceptionally high levels of refinement and efficiency.



Vehicle shown left is HSE Luxury in Scotia Grey.



INGENIUM DIESEL ENGINES

TD4 150PS/180PS

The Ingenium 2.0 litre 4-cylinder 150/180PS Turbocharged Diesel engine produces 380/430Nm of torque and is optimised to deliver the best fuel economy in the range.

- High-pressure common rail direct fuel injection, exhaust variable cam timing and a high-efficiency water-cooled intercooler work in combination for a clean, efficient combustion.
- Intelligent, electronically controlled, adaptive engine cooling only engages when required – minimising fuel consumption and CO₂ emissions.
- The engine features a variable geometry turbocharger that adapts to the changing flow of exhaust gases for high torque throughout the rev range and responsiveness that is uniform, progressive and reduces lag.

SD4 240PS

The Ingenium 2.0 litre Twin Turbocharged Diesel, producing 240PS and 500Nm of torque, improves upon performance whilst maintaining impressive fuel economy.

- Series sequential twin turbochargers deliver an ideal combination of peak power performance and superior low speed driveability.
- Upgrades include a higher pressure common rail fuel system, increased from 1,800 to 2,200 bar, and an increased fuel injector flow rate. These combine to deliver optimised fuel economy, emissions and power delivery.
- The result is an engine that pushes performance boundaries of a four cylinder with the strong fuel economy inherent in the Ingenium range.



	ACCELERATION 0-100KPH (0-60MPH) SECONDS	TOP SPEED KPH (MPH)	CO ₂ EMISSIONS (G/KM) 5 / 5 + 2 SEATS
2.0L TD4 Diesel 150PS (Manual)	11.7 (11)	180 (112)	134 / 139
2.0L TD4 Diesel 150PS (Automatic)	10.3 (9.7)	180 (112)	139 / 139
2.0L TD4 Diesel 180PS (Manual)	9.9 (9.4)	188 (117)	134 / 139
2.0L TD4 Diesel 180PS (Automatic)	8.9 (8.4)	188 (117)	139 / 139
2.0L SD4 Diesel 240PS (Automatic)	7.5 (7.1)	204 (127)	169 / 169



E - CAPABILITY

Land Rover's commitment to sustainability is manifest in its current range of vehicles, utilising a wide range of innovative and efficient technologies including intelligent Stop/Start and Brake Energy Regeneration. Discovery Sport's latest engine range is just the latest testament of innovation to provide further efficiency whilst not compromising on capability. A Blue SPORT badge on the rear of the vehicle denotes the most efficient engines of the range.



CO₂

	ACCELERATION 0-100KPH (0-60MPH) SECONDS	TOP SPEED KPH (MPH)	CO ₂ EMISSIONS (G/KM)
2.0L eD4 Diesel 150PS (Manual)	10.6 (10)	180 (112)	123
2.0L TD4 Diesel 150PS (Manual)	11.7 (11)	180 (112)	129



INGENIUM PETROL ENGINES

Si4 240PS

The Ingenium 2.0 litre 4-cylinder 240PS Turbocharged Petrol engine produces 340Nm of torque and delivers outstanding fuel economy and driveability.

- The intelligent Continuously Variable Valve Lift (CVVL) system varies the extent to which inlet valves are opened, reducing engine-pumping losses. This lets the engine 'breathe' with maximum efficiency, optimising power and torque.
- CVVL works in combination with dual independent variable cam timing for ultimate operating flexibility, resulting in excellent power and fuel economy across the rev range.
- For excellent acceleration and effortless overtaking, maximum torque is available at 1,250rpm.
- The twin scroll turbocharger is fed by an integrated exhaust manifold which increases the transfer of energy to the turbine – significantly reducing turbo lag and improving engine response.

Si4 290PS

The high performance Ingenium 290PS 2.0 litre 4-cylinder Turbocharged Petrol engine features upgrades to the boosting system.

- Delivering a peak torque of 400Nm at 1,500rpm.
- The uprated turbocharger features a high flow compressor wheel delivering 26% more air, enabling a peak power output of 290PS.
- The twin-scroll turbocharger features ceramic ball-bearings which reduces friction and improves transient response.



CO₂

	ACCELERATION 0-100KPH (0-60MPH) SECONDS 5 / 5 + 2 SEATS	TOP SPEED KPH (MPH) 5 / 5 + 2 SEATS	CO ₂ EMISSIONS (G/KM) 5 / 5 + 2 SEATS
2.0L Si4 Petrol 240PS (Automatic)	7.6 (7.1) / 7.9 (7.4)	200 (124)	181 / 182
2.0L Si4 Petrol 290PS (Automatic)	6.7 (6.3) / 6.8 (6.5)	228 (142)* / 218 (135)	186 / 190

*If vehicle fitted with 18" wheels the top speed will be 221kph (137mph).

Engine availability is market dependent. Please contact your nearest Land Rover Retailer for more information.



BODY AND CHASSIS

STRENGTH AND STABILITY

BODY

Discovery Sport features an extremely strong, lightweight body structure which has been developed using advanced, weight-saving materials to deliver outstanding stiffness and refinement together with exemplary characteristics in collision situations.

The structure is based on a steel monocoque foundation which is derived from Land Rover's compact SUV platform.

Lightweight technologies are used extensively in the body design including:

- Optimised steel body construction
- Aluminium bonnet, roof and tailgate panels
- Lightweight aluminium suspension components
- Magnesium cross car beam and front end carrier.

CHASSIS AND VEHICLE DYNAMICS

Discovery Sport has a chassis which has been specially developed by Land Rover engineers to deliver agile and refined on-road dynamics along with the brand's legendary all-terrain capability. Lightweight aluminium chassis components are used extensively to improve suspension performance by increasing stiffness and reducing unsprung weight, while also reducing total vehicle weight.

The chassis features a number of innovations, such as Electric Power Assisted Steering (EPAS), which help the vehicle achieve its unique dynamic character and improved efficiency.

FRONT SUSPENSION

Aluminium components are used within the front suspension. The front suspension struts have advanced hydraulic rebound stops which help to manage the noise and loads caused by severe impacts such as speed humps, to maintain composure in urban and off-road environments.


COMPACT REAR SUSPENSION DESIGN

Discovery Sport has a fully independent suspension system with an advanced multi-link rear suspension design. This delivers enhanced dynamics and refinement together with a compact layout to provide increased interior space.


The system has been specifically developed to enhance Discovery Sport's unrivalled breadth of capability, offering responsive and agile handling together with supreme ride quality and refinement. Excellent wheel travel and articulation helps the vehicle achieve class-leading off-road performance.

The compact aluminium multi-link layout also creates a much more spacious rear compartment, with enhanced shoulder and elbow room, the option of 5 + 2 seating and increased luggage space.

Mounted on an optimised steel subframe, the system is light and stiff for optimum steering response, chassis performance and refinement.



LIGHTWEIGHT
CHASSIS
COMPONENTS



MAGNERIDE™
DAMPERS

INTEGRAL
MULTI-LINK
SUSPENSION

SAFETY

5* EURO NCAP RATING

As with every Land Rover, safety was a key priority in the development of Discovery Sport, resulting in a first-in-class pedestrian airbag, **Autonomous Emergency Braking**, and a state-of-the-art bodyshell featuring both ultra-high-strength steel and lightweight aluminium. Discovery Sport has been awarded the maximum five star safety rating from Euro NCAP*. In all variants, including 5 + 2 seat models, all seating positions are assessed to ensure a high standard of occupant protection. Discovery Sport also has a comprehensive occupant safety package including driver and passenger airbags, driver knee airbag, and side curtain and thorax airbags.

PEDESTRIAN PROTECTION SYSTEM**

Discovery Sport features a state-of-the-art Pedestrian Airbag System. Designed and tested to the most rigorous standards including advanced virtual and real-world situations, it protects pedestrians from impact with the base of the windscreen by using an airbag mounted within a cover found at the trailing edge of the bonnet panel.

PASSENGER SEAT BELT CHECK SYSTEM



PRESSURE SENSORS

The system uses advanced pressure-tube sensors, located in the bumper, to detect impact.




ENHANCED PROTECTION

The shape of the deployed airbag offers enhanced protection to a pedestrian in the event of an impact.



DRIVER VISIBILITY

The airbag deployment has been designed to ensure that the effect on the driver's vision is minimised.



SAFETY SYSTEMS

- 1** PRESSURE SENSOR
- 2** PEDESTRIAN AIRBAGS

- 3** DRIVER AIRBAG
- 4** PASSENGER AIRBAG
- 5** DRIVER KNEE AIRBAG

- 6** SIDE CURTAIN AIRBAGS
- 7** SIDE THORAX AIRBAGS
- 8** AIRBAG DEACTIVATION SWITCH FOR FRONT PASSENGER

- 9** SEAT BELT REMINDER
- 10** SEAT BELT PRETENSIONERS
- 11** ISOFIX POINTS

ENVIRONMENTAL

SUSTAINABILITY

Sustainability is at the heart of everything we do and consequently all powertrains on Discovery Sport have been optimised to enhance sustainability by minimising fuel consumption and CO₂ emissions.


Both petrol and diesel engines feature the latest high-pressure direct injection technology and state-of-the-art low-friction designs which have been carefully developed to minimise frictional losses. While both 6-speed Manual and 9-speed Automatic Transmissions are specified with the latest low viscosity transmission fluid to maximise efficiency.

An advanced intelligent Stop/Start system is standard on both manual and automatic models which automatically shuts down the engine in just 300 milliseconds when the vehicle comes to rest. This improves fuel economy and CO₂ emissions by between five and seven percent.

A smart regenerative charging electrical system has also been introduced which has an intelligent power management system to prioritise charging when the vehicle is decelerating, capturing the wasted kinetic energy and reducing the fuel demand of the electrical system.

With up to 13.8kg of recycled plastic on Discovery Sport's diesel engines and 16kg on the Si4 petrol engine, as well as up to 22.3kg of renewable and natural materials in each vehicle, we are taking big steps in reducing our environmental footprint.





ECO MODE

This feature when activated prioritises the most efficient vehicle settings including automatic transmission*, **Active Driveline*** and comfort features like heating and air conditioning in order to minimise fuel consumption and CO₂ emissions.

The ECO Data feature provides drivers with information and feedback via the Touchscreen to help them adopt more economical driving habits.

OPTIMISED AERODYNAMICS

With its more streamlined profile, Discovery Sport is one of the most aerodynamic Land Rover vehicles. A unique 18" alloy wheel is available for optimised aerodynamics.

LIGHTWEIGHT MATERIALS

To optimise vehicle performance and efficiency, Discovery Sport has been developed using lightweight materials and technologies. The vehicle has been designed with key weight-saving technologies including an optimised steel body construction, aluminium bonnet, roof and tailgate panels, lightweight aluminium suspension components and a magnesium cross car beam and front end carrier.

The 4 Wheel Drive (4WD) components have also been optimised for weight. The interior has also been designed with efficiency in mind, with optimised seat structures which use laser-welded high tensile steel.

E-CAPABILITY**

Land Rover has begun producing specific derivatives that deliver the lowest possible CO₂ emissions. These are called E-capability and are denoted by a Blue SPORT badge on the rear of the vehicle.

With our E-capability solution, CO₂ can be as low as 123g/km when you choose a 2 Wheel Drive (2WD) manual eD4 150PS or 129g/km on a 4WD manual TD4 150PS diesel engine, ensuring your vehicle is as efficient as possible.

LIFE CYCLE ASSESSMENT

In order to minimise the vehicle's overall ecological impact, Discovery Sport is designed with a life cycle approach, aiming to minimise the environmental impact by considering the entire life cycle of the vehicle: from development and manufacturing, through customer use, to end-of-life recycling and re-use. Each element of the life cycle was analysed with a view to consuming fewer natural resources, using more sustainable materials and minimising the generation of waste.

*Where fitted.

**Engine availability varies between markets. Please contact your nearest Land Rover Retailer for more information.

DISCOVERY SPORT OFFERS YOU GREAT OPTIONS AND FLEXIBILITY TO PERSONALISE YOUR VEHICLE.

The following pages take you through a logical series of steps to make your vehicle suit your lifestyle. There are several choices: from selecting your engine and model to exterior and interior colours, wheels, finishes and those detailed touches to enable you to personalise your vehicle.

If you'd like to bring your options to life, go to our online configurator at landrover.com

56-57

1

**STEP 1
CHOOSE YOUR ENGINE**

You can select from a range of powerful petrol or diesel engines.

58-63

2

**STEP 2
CHOOSE YOUR MODEL**

Compare the standard features on each model.

64-65

3

**STEP 3
CHOOSE YOUR COLOUR**

There's a wide range on offer to enable you to express yourself.

66-67

4

**STEP 4
CHOOSE YOUR WHEELS**

There's a range of styles, each one designed to complement the bold exterior.

68-75

5

**STEP 5
CHOOSE YOUR INTERIOR**

When you choose your interior, you can personalise it by selecting your optimum seat configuration, the ideal colour combination of seats, materials and your preferred finisher. These three considerations help celebrate and enhance a sense of your own style.

76-81

6

**STEP 6
CHOOSE YOUR
ACCESSORIES**

This range of stylish and practical accessories can be tailored to suit any lifestyle.

82-83

TECHNICAL DETAILS

Technical information and data for dimensions, performance and specifications.

1



DRIVELINE, ENGINE PERFORMANCE AND FUEL ECONOMY

The superbly engineered range of petrol and diesel engines on offer are paired with a state-of-the-art 9-speed Automatic Transmission or a 6-speed Manual Transmission. With our E-capability solution, CO₂ can be as low as 123g/km when you choose a 2 Wheel Drive (2WD) manual or 129g/km on a 4 Wheel Drive (4WD) manual TD4 150PS diesel engine, ensuring your vehicle is as efficient as possible.

	DIESEL						PETROL		
	2.0L eD4		2.0L TD4		2.0L SD4		2.0L Si4	2.0L Si4	
	MANUAL	MANUAL	MANUAL	MANUAL	AUTOMATIC	AUTOMATIC	AUTOMATIC	AUTOMATIC	
	150PS E-CAPABILITY*	150PS E-CAPABILITY*	150PS	180PS	150PS	180PS	240PS	240PS	290PS
POWER (PS)									
Driveline	2 Wheel Drive (2WD)	4 Wheel Drive (4WD)	4 Wheel Drive (4WD)	4 Wheel Drive (4WD)	4 Wheel Drive (4WD)	4 Wheel Drive (4WD)	4 Wheel Drive (4WD)	4 Wheel Drive (4WD)	4 Wheel Drive (4WD)
Maximum power kW (PS) / rpm	110 (150) / 3,500	110 (150) / 3,500	110 (150) / 3,500	132 (180) / 4,000	110 (150) / 3,500	132 (180) / 4,000	177 (240) / 4,000	177 (240) / 5,500	213 (290) / 5,500
Maximum torque (Nm / rpm)	380 / 1,750	380 / 1,750	380 / 1,750	430 / 1,750	380 / 1,750	430 / 1,750	500 / 1,500	340 / 1,250	400 / 1,500
Capacity (cc)	1,999	1,999	1,999	1,999	1,999	1,999	1,999	1,998	1,998
No. of cylinders	4	4	4	4	4	4	4	4	4
Valves per cylinder	4	4	4	4	4	4	4	4	4
Cylinder layout	In-Line	In-Line	In-Line	In-Line	In-Line	In-Line	In-Line	In-Line	In-Line
FUEL ECONOMY									
Seating	5	5	5 / 5 + 2	5 / 5 + 2	5 / 5 + 2	5 / 5 + 2	5 / 5 + 2	5 / 5 + 2	5 / 5 + 2
Urban	l/100km (mpg)	5.5 (51.4)	5.6 (50.4)	6.1 (46.3) / 6.4 (44.1)	6.1 (46.3) / 6.4 (44.1)	6.3 (44.8)	6.3 (44.8)	7.3 (38.7)	9.8 (28.8) / 10.2 (27.7)
Extra Urban	l/100km (mpg)	4.2 (67.3)	4.5 (62.8)	4.6 (61.4) / 4.6 (61.4)	4.6 (61.4) / 4.6 (61.4)	4.7 (60.1)	4.7 (60.1)	5.9 (47.9)	7.3 (38.7) / 7.3 (38.7)
Combined	l/100km (mpg)	4.7 (60.1)	4.9 (57.7)	5.1 (55.4) / 5.3 (53.3)	5.1 (55.4) / 5.3 (53.3)	5.3 (53.3)	5.3 (53.3)	6.4 (44.1)	8.0 (35.3) / 8.4 (33.6)
CO ₂ Urban emissions	g/km	142	146	160 / 167	160 / 167	165 / 165	165 / 165	191 / 191	228 / 229
CO ₂ Extra Urban emissions	g/km	110	118	120 / 121	120 / 121	125 / 125	125 / 125	156 / 156	154 / 155
CO ₂ Combined emissions	g/km	123	129	134 / 139	134 / 139	139 / 139	139 / 139	169 / 169	181 / 182

MODELS BY ENGINE

	PURE	SE	HSE	HSE LUXURY
2.0L eD4 Diesel 150PS (Manual)	■	■	■	■
2.0L TD4 Diesel 150PS (Manual)	■	■	■	■
2.0L TD4 Diesel 150PS (Automatic)	■	■	■	■
2.0L TD4 Diesel 180PS (Manual)	■	■	■	■
2.0L TD4 Diesel 180PS (Automatic)	■	■	■	■
2.0L SD4 Diesel 240PS (Automatic)		■	■	■
2.0L Si4 Petrol 240PS (Automatic)	■	■	■	■
2.0L Si4 Petrol 290PS (Automatic)		■	■	■

*Engine availability varies between markets. Please contact your nearest Land Rover Retailer for further information.
Official EU test figures. For comparison purposes only. Real world figures may differ. Low fuel warning at 9 litres approximately.
Vehicle shown left is HSE Luxury in Scotia Grey.

2

EACH MODEL HAS A CHOICE OF ENGINES AND UNIQUE FEATURES

This guide will help you to select your ideal Discovery Sport.
On the following pages you'll see the key standard features for each model.

DISCOVERY SPORT PURE



- Brunel grille with Narvik Black surround
- Brunel fender vents
- Body-coloured door handles
- Narvik Black mirror caps
- Brunel Discovery script (bonnet and tailgate)
- Anthracite tow eye covers
- Narvik Black tailgate finisher
- Halogen headlights

- 17" 10 spoke 'Style 105' alloy wheels*
- Fabric seats
- 6-way manual front seats
- Autonomous Emergency Braking (AEB)
- Lane Departure Warning
- Heated door mirrors
- Land Rover Sound System with 6 speakers.

DISCOVERY SPORT SE



- Contents of Pure, plus:
- Leather steering wheel
 - Rear Parking Aid
 - Automatic headlights with rain sensing wipers
 - Cruise Control and Speed Limiter
 - Two-zone Climate Control
 - Ambient Interior Lighting
 - Navigation.

- Replaces Pure content:
- Dark Atlas grille with Narvik Black surround
 - Dark Atlas fender vents
 - Body-coloured mirror caps
 - Dark Techno Silver tow eye covers
 - 18" 5 split-spoke 'Style 511' alloy wheels**
 - Power fold, heated door mirrors with approach lights
 - Land Rover Enhanced Sound System 190W with 10 speakers.

DISCOVERY SPORT HSE



Contents of SE, plus:

- Front fog lights
- Auto High Beam Assist (AHBA)
- Front Parking Aid
- Rear View Camera
- Climate Control with high level vents to second row.

Replaces SE content:

- Atlas fender vents and grille with Narvik Black surround
- White Silver tow eye covers
- Xenon headlights with LED signature
- 19" 5 split-spoke 'Style 521' alloy wheels**
- Perforated grained leather seats
- 10-way electric front seats
- Meridian™ Sound System 380W with 10 speakers plus subwoofer (Touch).

DISCOVERY SPORT HSE LUXURY



Contents of HSE, plus:

- Park Assist
- Traffic Sign Recognition
- Lane Keep Assist and Driver Condition Monitor
- Blind Spot Monitor and Reverse Traffic Detection
- Powered gesture tailgate
- Keyless Entry
- Configurable Ambient Interior Lighting
- Illuminated aluminium front treadplates with Discovery script.

Replaces HSE content:

- Noble Plated upper and lower door handles
- Atlas fog light surrounds, tailgate finisher and Discovery script (bonnet and tailgate)
- 19" 9 spoke 'Style 902' with Diamond Turned finish alloy wheels**
- Perforated Windsor leather seats
- 12-way electric front seats with memory
- Auto-dimming, power fold heated door mirrors with memory and approach lights.

*Si4 290PS models will feature 20" 5 split-spoke 'Style 511' with Gloss Black finish alloy wheels.
To view the full list of standard and optional features available on each Discovery Sport derivative please see the accompanying Specification and Price Guide or visit landrover.com



PERSONALISING THE EXTERIOR

DYNAMIC DESIGN PACK

Bold. Arresting. Discovery Sport has been designed without compromise. Exterior enhancements include a new front and rear design with new contoured side mouldings which form a dramatic presence. This has been augmented with a new Black mesh design for the front grille and side vent. Distinctive Chrome exhaust finishers* together with a Red SPORT badge further enhance the appearance.

Carefully selected interior touches add to the impact of your chosen colourway; so too does the use of such materials as perforated grained leather or perforated Windsor leather.

Premium details include contrast micropiping on the seats and headrests, a perforated leather sport steering wheel and unique textured finish to the door inserts and fascia mid-section. Depending on your chosen colourway, Dark Grey or Carmine Red Brushed Aluminium centre stack side rails complete the look. The interior is further enhanced with aluminium sport pedals.



Narvik Black fog light surround**



20" 5 split-spoke 'Style 511' with Gloss Black finish



Chrome exhaust finishers*



Carmine Red Brushed Aluminium
centre stack side rails

*Chrome exhaust finishers only fitted on diesel engines. Petrol engines fitted with a silver painted chrome look finisher.

**Fog lights not available with Si4 290PS engine.

PERSONALISING THE EXTERIOR – ACCENT PACKS

In addition to the standard finishes on Discovery Sport, you can tailor the exterior to suit your personal taste.

BLACK DESIGN PACK



The Black Design Pack gives the overall design of the vehicle a more assertive appearance, with exterior elements changed to Narvik Black and a choice of distinctive Gloss Black alloy wheels.

- Narvik Black grille and surround
- Narvik Black fender vents
- Narvik Black mirror caps
- Narvik Black Discovery script (bonnet and tailgate)

- Black contrast roof
- Choice of 18", 19" and 20" Gloss Black alloy wheels.

GRAPHITE DESIGN PACK



The Graphite Design Pack allows you to change individual elements of the vehicle to Dark Atlas, augmented with a Grey contrast roof and a choice of striking Gloss Dark Grey alloy wheels.

- Dark Atlas grille
- Dark Atlas fender vents
- Narvik Black mirror caps
- Dark Atlas Discovery script (bonnet and tailgate)

- Grey contrast roof
- Choice of 18", 19" and 20" Gloss Dark Grey alloy wheels.

3

Now you have chosen your Discovery Sport model, you can select your exterior paint colour. From rich, deep lustres to incandescent metallic patinas, our paints incorporate the latest in pigment technologies. Our solid paints produce a deep flat colour. Our metallics deliver a sparkle finish that is sure to catch the eye. And our premium metallic paints enhance both the colour and the intensity of the sparkle or sleek metallic finish to give your vehicle even more presence.

Fuji White (solid)

Optional Contrast Roof Colour

Black Grey



Narvik Black (solid)

Optional Contrast Roof Colour

Grey



Yulong White (metallic)

Optional Contrast Roof Colour

Black Grey



Indus Silver (metallic)

Optional Contrast Roof Colour

Black Grey



Corris Grey (metallic)

Optional Contrast Roof Colour

Black



Scotia Grey (metallic)

Optional Contrast Roof Colour

Black



Byron Blue (metallic)
Optional Contrast Roof Colour
Black Grey



Santorini Black (metallic)
Optional Contrast Roof Colour
Grey



Firenze Red (metallic)
Optional Contrast Roof Colour
Black Grey



Namib Orange (premium metallic)
Optional Contrast Roof Colour
Black Grey



Silicon Silver (premium metallic)
Optional Contrast Roof Colour
Black



Carpathian Grey (premium metallic)
Optional Contrast Roof Colour
Black Grey



4



17" 5 SPOKE
'STYLE 522' (1)



17" 10 SPOKE
'STYLE 105' (1)



18" 5 SPLIT-SPOKE
'STYLE 511'



18" 5 SPLIT-SPOKE
'STYLE 511'
WITH GLOSS DARK GREY FINISH



18" 5 SPLIT-SPOKE
'STYLE 511'
WITH GLOSS BLACK FINISH



18" 5 SPOKE
'STYLE 518' (3)



18" 9 SPOKE
'STYLE 109'



19" 5 SPLIT-SPOKE
'STYLE 521'

	OPTION CODE	PURE	SE	HSE	HSE LUXURY
WHEELS					
17" 5 spoke 'Style 522' (1)	029UC	<input type="checkbox"/>	<input type="checkbox"/>	<input type="checkbox"/>	<input type="checkbox"/>
17" 10 spoke 'Style 105' (1)		<input checked="" type="checkbox"/>	-	-	-
18" 5 split-spoke 'Style 511'	029UE	<input type="checkbox"/>	<input checked="" type="checkbox"/> (2)	-	-
18" 5 split-spoke 'Style 511' with Gloss Dark Grey finish	029TX	<input type="checkbox"/>	<input type="checkbox"/>	<input type="checkbox"/>	<input type="checkbox"/>
18" 5 split-spoke 'Style 511' with Gloss Black finish	031HQ	-	<input type="checkbox"/>	-	-
18" 5 spoke 'Style 518' (3)	029TY	<input type="checkbox"/>	<input type="checkbox"/>	<input type="checkbox"/>	<input type="checkbox"/>
18" 9 spoke 'Style 109'	029UD	-	<input type="checkbox"/>	<input type="checkbox"/>	<input type="checkbox"/>
19" 5 split-spoke 'Style 521'	031NB	-	<input type="checkbox"/>	<input checked="" type="checkbox"/> (4)	-

■ Standard □ Optional - Not Available.

(1) Not available with SD4 240PS and Si4 290PS engines (2) Not available with Si4 290PS engine (3) Only available as an option on TD4 150PS engines. Standard alloy wheel on eD4 and E-capability Pack, no other options available (4) Optional alloy wheel on Si4 290PS engine.

Wheel availability is market dependent. Please contact your nearest Land Rover Retailer for more information.

STEP 4
CHOOSE YOUR WHEELS



19" 5 SPLIT-SPOKE
'STYLE 521'
WITH GLOSS DARK GREY FINISH



19" 5 SPLIT-SPOKE
'STYLE 521'
WITH GLOSS BLACK FINISH



19" 9 SPOKE
'STYLE 902'



19" 9 SPOKE
'STYLE 902'
WITH DIAMOND TURNED FINISH



19" 5 SPLIT-SPOKE
'STYLE 525'
WITH SATIN DARK GREY FINISH (6)



19" 5 SPLIT-SPOKE
'STYLE 523'
WITH CERAMIC POLISHED FINISH
AND RED PINSTRIPE (7) (8)



20" 5 SPLIT-SPOKE
'STYLE 524'
WITH SATIN POLISHED FINISH (7)



20" 5 SPLIT-SPOKE
'STYLE 511'



20" 5 SPLIT-SPOKE
'STYLE 511'
WITH GLOSS DARK GREY FINISH



20" 5 SPLIT-SPOKE
'STYLE 511'
WITH GLOSS BLACK FINISH

	OPTION CODE	PURE	SE	HSE	HSE LUXURY
WHEELS					
19" 5 split-spoke 'Style 521' with Gloss Dark Grey finish	031JP	-	<input type="checkbox"/>	<input type="checkbox"/>	<input type="checkbox"/> (5)
19" 5 split-spoke 'Style 521' with Gloss Black finish	029UA	-	<input type="checkbox"/>	<input type="checkbox"/>	<input type="checkbox"/>
19" 9 spoke 'Style 902'	031NA	-	<input type="checkbox"/>	<input type="checkbox"/>	<input type="checkbox"/>
19" 9 spoke 'Style 902' with Diamond Turned finish	029UB	-	-	-	<input checked="" type="checkbox"/> (2)
19" 5 split-spoke 'Style 525' with Satin Dark Grey finish (6)	029XP	-	<input type="checkbox"/> (9)	<input type="checkbox"/> (9)	-
19" 5 split-spoke 'Style 523' with Ceramic Polished finish and Red Pinstripe (7) (8)	VPLCW0104	<input type="checkbox"/>	<input type="checkbox"/>	<input type="checkbox"/>	<input type="checkbox"/>
20" 5 split-spoke 'Style 524' with Satin Polished finish (7)	VPLCW0105	<input type="checkbox"/>	<input type="checkbox"/>	<input type="checkbox"/>	<input type="checkbox"/>
20" 5 split-spoke 'Style 511'	029SB	-	<input type="checkbox"/>	<input type="checkbox"/>	<input type="checkbox"/>
20" 5 split-spoke 'Style 511' with Gloss Dark Grey finish	031JQ	-	-	<input type="checkbox"/>	<input type="checkbox"/>
20" 5 split-spoke 'Style 511' with Gloss Black finish	029TW	-	-	<input type="checkbox"/>	<input type="checkbox"/> (9)

■ Standard □ Optional - Not Available.

(5) Only available with Si4 290PS engine (6) Only available as part of Dynamic Design Pack (7) Accessory wheels must be selected with either a standard or optional wheel and incur an additional cost (8) Please contact your nearest Land Rover Retailer for availability (9) Standard alloy wheel on Si4 290PS engine.

Visit landrover.com to configure your vehicle online.

5

CHOOSE YOUR INTERIOR – SEAT CONFIGURATION



60:40 Second Row Seats with Slide and Recline

These seats have forwards/backwards movement of 160mm allowing truly flexible use of space for luggage or to maximise passenger legroom. The seats can also recline to provide even greater comfort.

60:40 Fixed Second Row Seats (not shown)

The 60:40 five-seat configuration features three comfortable seating positions.




















5 + 2 Seating

A neatly integrated third row of seats can be specified to give you even more versatility. These seats are ideal for children and teenagers, or adults on short journeys.

They are easily accessed by tipping and sliding forward the second row seats. When folded, the third row seats leave a flat floor in the luggage compartment as if it were a five-seat model.

CHOOSE YOUR INTERIOR – COLOUR COMBINATIONS

COLOURWAYS	(A)	(B)	(C)	(D)	(E)	(F)	EXCLUSIVE TO DYNAMIC DESIGN PACK		
	EBONY / EBONY (page 72)	CIRRUS / LUNAR (page 73)	GLACIER / LUNAR (page 73)	ALMOND / EBONY (page 72)	VINTAGE TAN / EBONY (page 73)	IVORY / EBONY (page 73)	EBONY / EBONY with Pimento detail (page 74)	EBONY / EBONY with Cirrus detail (page 75)	CIRRUS / EBONY with Ebony detail (page 75)
INTERIOR COLOUR									
Seat colour	Ebony	Cirrus	Glacier	Almond	Vintage Tan	Ivory	Ebony	Ebony	Cirrus
Carpet	Ebony	Lunar	Lunar	Ebony	Ebony	Ebony	Ebony	Ebony	Ebony
MODEL									
Pure (fabric)	○	–	–	–	–	–	–	–	–
Pure (partial leather)	○*	–	–	–	–	–	–	–	–
SE (fabric)	○	–	–	–	–	–	–	–	–
SE (partial leather)	○	○	○	–	–	–	–	–	–
SE (perforated grained leather)	○	○	○	–	–	–	○	○	○
HSE (perforated grained leather)	○	○	–	○	–	–	–	–	–
HSE (perforated Windsor leather)	–	–	–	–	–	–	○	○	○
HSE Luxury (perforated Windsor leather)	○	–	○	–	○	○	○	○	○
CENTRE STACK SIDE RAILS									
 Ebony paint**	■	–	–	–	–	–	–	–	–
 Satin Brushed Aluminium	■	■	–	■	■	■	–	–	–
 Glacier Brushed Aluminium	–	–	■	–	–	–	–	–	–
 Carmine Red Brushed Aluminium	–	–	–	–	–	–	■	–	–
 Dark Grey Brushed Aluminium	–	–	–	–	–	–	–	■	■
EXTERIOR COLOUR									
 Fuji White	○	○	○	○	○	○	○	○	○
 Narvik Black	▲	○	○	▲	▲	▲	▲	▲	▲
 Yulong White	▲	▲	○	○	○	○	○	○	○
 Indus Silver	○	▲	○	○	○	○	○	○	○
 Corris Grey	▲	▲	▲	○	○	○	○	▲	○
 Scotia Grey	○	○	▲	○	○	○	○	○	○
 Byron Blue	○	▲	○	○	○	▲	○	○	○
 Santorini Black	▲	○	○	▲	▲	▲	▲	○	▲
 Firenze Red	▲	○	○	○	○	○	▲	▲	○
 Namib Orange	▲	○	○	○	○	▲	○	▲	○
 Silicon Silver	○	○	○	○	○	▲	○	○	○
 Carpathian Grey	○	▲	▲	○	○	○	○	○	○

■ Standard ○ Combination is Available – Not Available ▲ Combination is Designer's Choice.

*Only available as part of the trim level Pure Upgrade Pack **Available on Pure models only.

The above table is designed as a guide. Please contact your nearest Land Rover Retailer for more information.



	1	2	3	4	5	6
COLOURWAYS	DOOR CASING INSERT	DOOR ROLL TOP	FACIA TOPPER	DOOR LOWER	CENTRE STACK SIDE RAILS	FACIA MID-SECTION
A	Ebony / Ebony	Ebony	Ebony	Ebony	Satin Brushed Aluminium*	Ebony
B	Cirrus / Lunar	Lunar	Cirrus	Lunar	Satin Brushed Aluminium	Cirrus
C	Glacier / Lunar	Lunar	Glacier	Lunar	Glacier Brushed Aluminium	Glacier
D	Almond / Ebony	Ebony	Almond	Ebony	Satin Brushed Aluminium	Almond
E	Vintage Tan / Ebony	Vintage Tan	Ebony	Ebony	Satin Brushed Aluminium	Ebony
F	Ivory / Ebony	Ebony	Ivory	Ebony	Satin Brushed Aluminium	Ivory
G	Ebony / Ebony with Pimento detail	Ebony	Ebony	Ebony	Carmine Red Brushed Aluminium	Ebony
H	Ebony / Ebony with Cirrus detail	Ebony	Ebony	Ebony	Dark Grey Brushed Aluminium	Ebony
I	Cirrus / Ebony with Ebony detail	Ebony	Cirrus	Ebony	Dark Grey Brushed Aluminium	Cirrus

*Pure models feature centre stack side rails in Ebony paint as standard.
Interior shown above is HSE Luxury in Glacier/Lunar.

AVAILABLE INTERIOR COLOUR COMBINATIONS

The cabin in Discovery Sport embodies the finest of contemporary living. Bold horizontal and vertical lines and superb levels of comfort create a space in which you and your family and friends will want to spend time. A wide range of colourways and seat materials are available to suit all tastes.

A Ebony / Ebony (available on PURE, SE, HSE and HSE Luxury)



Interior shown: Ebony fabric.

D Almond / Ebony (available on HSE only)



Interior shown: Almond perforated grained leather.

B Cirrus / Lunar (available on SE and HSE)



Interior shown: Cirrus partial leather.

C Glacier / Lunar (available on SE and HSE Luxury)



Interior shown: Glacier perforated grained leather.

E Vintage Tan / Ebony (available on HSE Luxury only)



Interior shown: Vintage Tan perforated Windsor leather.

F Ivory / Ebony (available on HSE Luxury only)



Interior shown: Ivory perforated Windsor leather.

EXCLUSIVE TO DYNAMIC DESIGN PACK

Available exclusively as part of Dynamic Design Pack are a choice of three striking colourways in perforated grained leather or perforated Windsor leather. The look is augmented by the unique micropiping featured on the seats and headrest.

G Ebony / Ebony with Pimento stitching and piping (available on Dynamic Design Pack only)



Interior shown: Ebony perforated Windsor leather with Pimento stitching and piping.

H **Ebony / Ebony with Cirrus stitching and piping**
(available on Dynamic Design Pack only)



Interior shown: Ebony perforated Windsor leather with Cirrus stitching and piping.

I **Cirrus / Ebony with Ebony piping**
(available on Dynamic Design Pack only)



Interior shown: Cirrus perforated Windsor leather with Ebony piping.

6

LAND ROVER GEAR



Discovery Sport is so capable and adaptable it can get straight to work across a huge variety of vastly differing conditions and roles. Even so, some owners want to add their own stamp of individuality by tailoring their Discovery Sport to their specific needs with a range of stylish, practical accessories that are tough, versatile and bring an opportunity for personalisation.

Importantly, these accessories can be added by your Land Rover Retailer at any stage during the vehicle's life – not just when it's new. Naturally, Land Rover Accessories are designed, tested and manufactured to the same exacting standards as the original equipment fitted to your vehicle.

DESIGN



Bright Side Tubes*
VPLCP0209

Highly Polished Stainless Steel side tubes provide an off-road inspired appearance, designed to complement the vehicle's exterior design.



Stainless Steel Undershield – Front**
VPLCP0212

The off-road designed undershield, manufactured from stainless steel, features a premium Bright Polished finish for the front of the vehicle.



Stainless Steel Undershield – Rear***
VPLCP0213

The off-road designed undershield, manufactured from stainless steel, features a premium Bright Polished finish for the rear of the vehicle.



Loadspace Organiser
VPLCS0340

Convenient loadspace organiser provides segregated compartments to stow delicate items or separate shopping/luggage. Featuring lockable lids, it is secured via loadspace 'D' loops.



Sill Treadplates – Illuminated
VPLCS0286LAA – Lunar
VPLCS0286PVJ – Ebony (not shown)

Sill treadplates featuring illuminated Discovery script. Supplied as a pair for driver and front passenger sides of the vehicle.



Sill Treadplates – Personalised
VPLCS0343PVJ – Ebony
VPLCS0343LAA – Lunar (not shown)

Personalised illuminated treadplates allow you to choose a personalised message using an approved set of fonts/typefaces which will be highlighted in White illumination when the front doors are open. Available as front pair only.

*Fitting of side tubes may affect the off-road capability of vehicle **Not available with Dynamic Design Pack
†Not compatible with vehicles equipped with 5 + 2 seating, reduced section spare wheel and towing systems.

TOURING



Sunshades
 VPLCS0298 – Second row
 VPLCS0297 – Third row
 VPLCS0296 – Tailgate (not shown)

Easy to install or remove, these sun blinds provide increased comfort helping to protect passengers from heat and glare of the sun. Three versions available for the second row, third row passenger side windows and the rear tailgate.



Roof Rails*
 VPLCR0137 – Silver finish (panoramic roof)
 VPLCR0133 – Silver finish (fixed roof)**
 VPLCR0136 – Black finish (panoramic roof)
 VPLCR0132 – Black finish (fixed roof)**

Roof rails facilitate easy fitment of cross bars for roof carrying. Pre-set positioning points ensure cross bars are fixed in optimum position for weight distribution and dynamics. Maximum payload is 75kg†.

Cross Bars*
 VPLCR0131

Elegant, durable Bright finish aluminium cross bars, with T-track design which utilises the full length of the bars, providing space to mount multiple accessories. Aerodynamic profile minimises drag and wind noise.



Roof Box*
 VPLWR0100 – Large Sports Roof Box*
 VPLVR0061 – Sports Roof Box* (not shown)
 VPLVR0062 – Luggage Roof Box* (not shown)

Available in a range of sizes, all versions can be mounted either side for kerbside opening in any country and include integral locks for security and peace of mind. Carrying capacity ranges from 320 litres for the sports box to the 410 litre luggage box or the capacious 430 litre large sports box. Maximum payload 75kg†.



Loadspace Rails
 VPLCS0303

Loadspace mounted rails to help increase the flexibility of loadspace stowage, also allowing the fitment of the luggage retention kit stowage system. The loadspace retention kit consists of a pack of attachments that fix into the loadspace rails via a quick lock/quick release system to help provide a comprehensive and flexible solution for retaining luggage and other items within the loadspace. The attachment pack includes a retractable strap with inertia reel and telescopic rod.

Luggage Retention Kit
 VPLCS0324



Seat Back Stowage
 VPLVS0182 – Premium leather
 VPLVS0181 – Standard (not shown)

Manufactured from the same premium leather offered on the vehicle, complemented with soft touch interior lining and magnetic button clasps. Provides convenient stowage solution for the rear of the front seats with multiple compartments for stowing small items.



Centre Armrest Cooler/Warmer Box
 VPLVS0176

This convenient drink and food cabinet is ideal for use on long journeys and also provides a comfortable rear centre armrest with a premium leather finish.

*Roof rails and cross bars are required for all Land Rover roof mounted accessories. Objects placed above the roof mounted satellite antenna may reduce the quality of the signal received by the vehicle and could have a detrimental effect on the navigation and satellite radio system, if fitted **Vehicles with a fixed roof require separate ditch finishers, colour matched to the rails. Part No. Silver – VPLCR0135 and Black – VPLCR0134

†Maximum payload equals the load capacity of the roof mounted accessory.

Accessory availability may differ depending on market. Please contact your nearest Land Rover Retailer for more information.

SPORTING



Loadspace Liner Tray
VPLCS0274
VPLCS0268 – With luggage divider (not shown)
Semi-rigid waterproof loadspace liner tray with a raised lip on three sides to protect loadspace floor and side wall carpets from dirt or wet equipment.



Aperture Retention Net
VPLCS0267
The aperture retention net prevents small items from falling out of the loadspace when the tailgate is opened and maximises packing space. Manufactured from premium lightweight materials including high grade machined aluminium to ensure robust quality.



Rear Loadspace Treadplate Finisher
VPLCS0353LAA – Lunar
VPLCS0353PVJ – Ebony (not shown)
Manufactured from stainless steel with a Bright finish, the rear loadspace treadplate finisher provides protection for the loadspace trim when loading or unloading.



Tow Bar Mounted Bike Carrier
VPLVR0067 – Two Bike Carrier[†]
VPLVR0069 – Three Bike Carrier[†] (not shown)
The tow bar mounted bike carrier features a one hand, quick attach/release tow bar coupling mechanism and can be tilted away from the vehicle, by use of a foot pedal, to allow easy access into the rear tailgate. The tailgate can be opened with carrier in deployed/folded position. Manufactured from aluminium and other lightweight materials, the bike carrier also features a rear lighting and licence plate mount and it is lockable for security. The carrier has a folding/sliding mechanism to allow ease of stowage when not in use. A holder and ratchet function ensure bicycles are safely secured. Maximum load capacity 51kg (on the three bike carrier).



Towing System – Detachable Tow Bar[‡]
Towing Electrics – 13 Pin[§]
VPLCT0182

Convenient and easy to use, the detachable tow bar ensures a clean look when not in use. Please contact your nearest Land Rover Retailer for feature and vehicle availability.



Towing System – Fixed Height Flanged Tow Bar[‡]
Towing Electrics – 13 Pin[§]
VPLCT0182



Waterproof Seat Covers
VPLCS0291SVA – Front (Almond)
VPLCS0292SVA / VPLCS0293SVA – Second row / third row (Almond – not shown)

Helps protect seats from mud, dirt, wear and tear. Easily fitted and machine washable.



VPLCS0291PVJ – Front (Ebony)
VPLCS0292PVJ / VPLCS0293PVJ – Second row / third row (Ebony – not shown)

[†]Heat shield is required for two and three tow bar mounted bike carrier – VPLWR0124

[‡]Maximum towing capacity 2,500kg and 2,200kg for 5 + 2 seating (capacity dependent upon engine, powertrain variant and seating)

[§]Towing electrics must be ordered with part shown, please consult your Land Rover Retailer for further information.

OUTDOOR



Luggage Partition* – Full Height
VPLCS0299

Designed to prevent luggage from entering the passenger compartment. The design of the luggage partition has been optimised to second row seating featuring tilt functionality. The luggage partition divider can be fitted to the luggage partition to separate the loadspace into two sections.

Luggage Partition Divider
VPLCS0301



Luggage Partition – Half Height*
VPLCS0300

Designed to prevent luggage from entering the passenger compartment. The design of the luggage partition has been optimised to second row seating featuring tilt functionality.



Loadspace Mat – Rubber
VPLCS0279

Waterproof rubber mat helps to protect the rear loadspace carpet from general dirt. Rubber mat extension for protection of the back of the rear seats when folded down also available – Part No: VPLCS0273.



Fixed Side Steps**
VPLCP0210

The side step aids entry and exit to the vehicle and improves access to the roof. Design features include Bright stainless steel edge trim and a rubber tread mat.



Mudflaps
VPLCP0203 – Front
VPLCP0204 – Rear
VPLCP0205 – Rear with 5 + 2 seating†

Mudflaps are a popular upgrade for reducing spray and ensuring paintwork is protected from debris and dirt. Designed to complement vehicle exterior design.



Mudflaps – Dynamic only
VPLCP0311 – Front
VPLCP0312 – Rear
VPLCP0313 – Rear with 5 + 2†



Rubber Floor Mats
VPLCS0281
VPLCS0280 – Third row (not shown)

Rubber footwell mats help provide protection from general dirt.

OTHER



Mirror Covers – Noble
VPLCB0251

Noble Chrome Plated mirror covers designed to enhance Discovery Sport's exterior design cues. This neat design upgrade complements various Bright finish exterior trims.



Wind Deflectors – Side Windows
VPLCP0258

Wind deflectors for side windows to help to improve comfort levels in the cabin when driving with windows open, by reducing air turbulence and noise and allowing fresh air to be circulated in the cabin.



Pedestrian Airbag System
LR067898 – Gloss Black

A Gloss Black finish to the Pedestrian Airbag System is designed to enhance Discovery Sport's exterior design cues. This striking design upgrade complements various exterior trims and paint colours.



Luxury Carpet Mat Set
VPLCS0282LAA – Lunar
VPLCS0282PVJ – Ebony (not shown)

Luxurious, tailored, deep pile 2.05g/m² carpet mat set, with waterproof backing, provide a well appointed finishing touch to the interior.



Gearshift Paddles
VPLVS0187MMU – Aluminium
VPLVS0187CAY – Aluminium Red


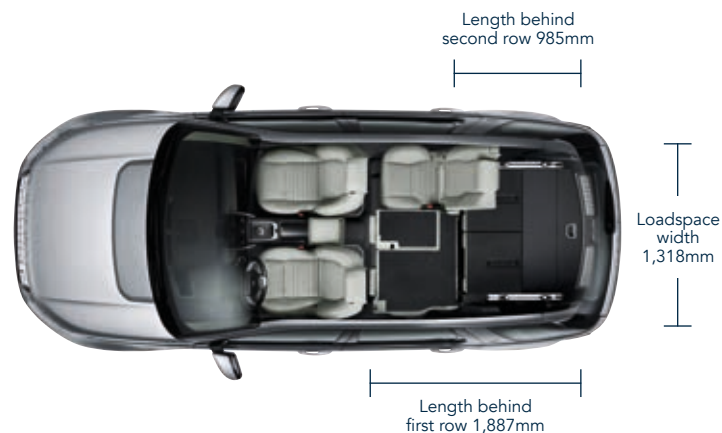
Complete the look and feel of your steering wheel with premium aluminium paddles. Gearshift paddles are machine polished, anodised and hand brushed to provide exceptional wear resistance with a premium finish.



Sports Pedal Covers
VPLHS0044 – Automatic Transmission vehicles
VPLHS0045 – Manual Transmission vehicles (not shown)

Stainless steel Bright finish sports pedal covers are easy to fit and feature hidden fixings for a clean finish.

DIMENSIONS AND CAPABILITIES



Standard Ride Height

With roof antenna 1,724mm

Headroom

Maximum front headroom with panoramic roof 1,021mm
Rear headroom 984mm

Loadspace Capacity

Rear seats upright
Height 778mm, Width 1,318mm
Maximum loadspace volume 981 litres
Loadspace width between arches 1,108mm
Maximum length at floor 985mm
Rear seats folded
Length behind first row 1,887mm
Length behind second row 985mm
Height 778mm, Width 1,318mm
Maximum loadspace volume 1,698 litres
Loadspace width between arches 1,108mm
Maximum length at floor 1,887mm

Obstacle Clearance


Standard ride height 212mm

Turning Circle

Kerb-to-kerb 11.67m
Wall-to-wall 11.86m
Turns lock-to-lock 2.36

Wading Depth

Maximum wading depth 600mm



	A	B	C
Ride Height	Standard		
Approach Angle	23.4°		
Ramp Angle		20°	
Departure Angle			31°



TECHNICAL SPECIFICATION, PERFORMANCE AND KEY DATA

	DIESEL						PETROL		
	2.0L eD4		2.0L TD4				2.0L SD4	2.0L Si4	2.0L Si4
	MANUAL	MANUAL	MANUAL	MANUAL	AUTOMATIC	AUTOMATIC	AUTOMATIC	AUTOMATIC	
	150PS E-CAPABILITY	150PS E-CAPABILITY	150PS	180PS	150PS	180PS	240PS	240PS	290PS
POWER (PS)									
Seating	5	5	5 / 5 + 2	5 / 5 + 2	5 / 5 + 2	5 / 5 + 2	5 / 5 + 2	5 / 5 + 2	5 / 5 + 2
ENGINE DATA									
Bore (mm)	83	83	83	83	83	83	83	83	83
Stroke (mm)	92.35	92.35	92.35	92.35	92.35	92.35	92.35	92.29	92.29
Compression ratio (:1)	15.5	15.5	15.5	15.5	15.5	15.5	15.34	10+/-0.5	10+/-0.5
BRAKES									
Front type	Single Piston Sliding Caliper	Single Piston Sliding Caliper	Single Piston Sliding Caliper	Single Piston Sliding Caliper	Single Piston Sliding Caliper	Single Piston Sliding Caliper	Single Piston Sliding Caliper	Single Piston Sliding Caliper	Single Piston Sliding Caliper
Front diameter (mm)	325	325	325	325	325	325	349	325	349
Rear type	Single Piston Sliding Caliper	Single Piston Sliding Caliper	Single Piston Sliding Caliper	Single Piston Sliding Caliper	Single Piston Sliding Caliper	Single Piston Sliding Caliper	Single Piston Sliding Caliper	Single Piston Sliding Caliper	Single Piston Sliding Caliper
Rear diameter (mm)	300	300	300	300	300	300	300 / 325	300	300 / 325
Park brake					Electric Park Brake (EPB) integrated into brake caliper				
WEIGHTS (kg)									
Weight from	1,732	1,775	1,775 / 1,874	1,775 / 1,874	1,785 / 1,884	1,785 / 1,884	1,896 / 1,990	1,796 / 1,883	1,884 / 1,947
Gross vehicle weight	2,380	2,505	2,505 / 2,660	2,505 / 2,660	2,505 / 2,660	2,505 / 2,660	2,550 / 2,750	2,505 / 2,660	2,505 / 2,710
Maximum mass on each axle (front)	1,250	1,340	1,340 / 1,310	1,340 / 1,310	1,340 / 1,310	1,340 / 1,310	1,340 / 1,340	1,340 / 1,310	1,340 / 1,310
Maximum mass on each axle (rear)	1,200	1,270	1,270 / 1,430	1,270 / 1,430	1,270 / 1,430	1,270 / 1,430	1,310 / 1,510	1,270 / 1,430	1,270 / 1,510
TOWING (kg)									
Unbraked trailer	750	750	750	750	750	750	750	750	750
Maximum towing	1,800	2,000	2,000 / 2,000	2,000 / 2,000	2,200 / 2,200	2,500 / 2,200	2,500 / 2,200	2,000 / 2,000	2,000 / 2,000
Maximum coupling point / nose weight	100	100	100 / 100	100 / 100	100 / 100	100 / 100	100 / 100	100 / 100	100 / 100
Maximum vehicle and trailer combination / gross train weight	4,180	4,505	4,505 / 4,660	4,505 / 4,660	4,705 / 4,860	5,005 / 4,860	5,050 / 4,950	4,505 / 4,660	4,505 / 4,710
ROOF CARRYING (kg)									
Maximum roof load (including roof rails)	75	75	75	75	75	75	75	75	75
PERFORMANCE									
Maximum speed kph (mph)*	180 (112)	180 (112)	180 (112)	188 (117)	180 (112)	188 (117)	204 (127)	200 (124)	228 (142)** / 218 (135)
Acceleration (secs) 0-100kph (0-60mph)*	10.6 (10)	11.7 (11)	11.7 (11)	9.9 (9.4)	10.3 (9.7)	8.9 (8.4)	7.5 (7.1)	7.6 (7.1) / 7.9 (7.4)	6.7 (6.3) / 6.8 (6.5)
Fuel tank capacity – usable	54	54	54	54	54	54	54	68.5	68.5
Diesel Particulate Filter (DPF)	■	■	■	■	■	■	■	-	-

■ Standard – Not Available.

*Always obey local speed limits **If vehicle fitted with 18" wheels the top speed will be 221kph (137mph). Engine availability is market dependent. Please contact your nearest Land Rover Retailer for more information.

A WORLD OF LAND ROVER



LAND ROVER EXPERIENCE

Ever since its inception, Land Rover has been ready for anything. Its legendary capability has seen it tackle the most demanding of terrains, in the most difficult conditions. Its versatile interior has become synonymous with comfort and greater loadspace. And its 'can do' attitude has made it the most welcome of vehicles across the globe.

You can be part of the Land Rover story at one of our Land Rover Experience Centres. You can see how each and every one of these iconic vehicles is built. You can take one out onto off-road tracks where your driving skills will be put to the test. Or you can go even further on one of our Adventure Travel holidays to such countries as Tanzania, Iceland or Morocco.

Adventure awaits.

For more information, visit landrover.com/experiences



LAND ROVER ONELIFE

As a Land Rover owner, you can look forward to receiving a complimentary copy of Onelife magazine for three years. This award-winning Land Rover magazine is published twice a year and reaches customers in 40 countries. Each issue is filled with the latest Land Rover news and vehicles, insights into the technology and design that shape each vehicle, inspirational journeys and opinions from international experts.

LAND ROVER FINANCIAL SERVICES

Getting the keys to your very own Land Rover has never been so simple. And it's more affordable than you might think. New or used, for personal or business use, we have an option that puts you in complete control. Please speak to your nearest Land Rover Retailer to find out more.

For more information, visit landrover.com/financialservices



FLEET & BUSINESS

Land Rover is dedicated to being the premium manufacturer of choice for fleets and businesses, by providing a highly attractive range of vehicles and exemplary customer service.

Distinctive, capable and versatile, all Land Rover vehicles deliver low total cost of ownership through strong residual values, competitive service, maintenance and repair costs, and impressive fuel economy and CO₂ emissions.

We are also committed to providing a totally customer-focused aftersales service, which will ensure every Land Rover vehicle is kept on the road and in top condition, in the easiest and most cost-efficient way for businesses.

For more information, visit landrover.com/fleet-and-business



LAND ROVER COLLECTION

The vehicle is just the beginning. The latest Land Rover Collection is now available for you to discover.

A meticulous attention to detail doesn't stop with our vehicles. You'll find the same level of craftsmanship in all of our clothing, travel items and premium gift ideas. So whether you're shopping for yourself or a loved one, you know the quality is assured.

The Land Rover Collection includes ladies and gents clothing, an extensive range of small leather goods such as wallets, portfolios, iPad and iPhone cases along with briefcases and weekender bags. A range of cufflinks and ladies silk scarves add a luxury feel to the collection. There's a kids collection too, with colourful fun clothing, caps and replica model vehicles for them to enjoy.

View the collection online* at shop.landrover.com or contact your nearest Land Rover Retailer for more information.



ROADSIDE ASSISTANCE

Land Rover Assistance provides assistance in motoring emergencies, from immobilisation due to breakdown or accident to minor problems such as punctures. You can rely on our roadside assistance, whatever the situation, wherever you happen to be.

For further details please consult your Warranty Benefits handbook, contact your nearest Land Rover Approved Service Centre or visit landrover.com/ownership

IMPORTANT NOTICE: Jaguar Land Rover Limited is constantly seeking ways to improve the specification, design and production of its vehicles and alterations take place continually. Whilst every effort is made to produce up to date literature, this brochure should not be regarded as an infallible guide to current specifications, nor does it constitute an offer for the sale of any particular vehicle. Distributors and Retailers are not agents of Jaguar Land Rover Limited by any express or implied undertaking or representation.

All Land Rover Approved Accessories fitted by a Land Rover Retailer within one month or 1.600 kilometres/1.000 miles (whichever occurs first) of the handover of a new registered vehicle will benefit from the same warranty terms and period of cover as the vehicle warranty. Accessories purchased outside of these parameters will be subject to a 12 month unlimited mileage warranty. All Land Rover Approved Accessories are rigorously tested to the same exacting standards as those applied to our vehicles. Performance in extreme hot and cold temperatures, corrosion resistance, impact and airbag deployment highlight some of the exhaustive product testing carried out to ensure accessories are both durable and importantly, continue to comply with current legislation. Some of the accessories featured are not available on all models. Please consult your nearest Land Rover Retailer for more information.

All our accessories are designed to be an integral part of Land Rover vehicles. While many items such as roof carriers are simple to fit, some products require specialist tools and diagnostic equipment to ensure correct integration with the vehicle structure and electrical systems. These products vary from market to market, please consult your Land Rover Retailer who will be pleased to advise you on current specifications and any query you may have.

The colours reproduced here are subject to the limitations of the printing process and may therefore vary slightly from the actual vehicle. The company reserves the right to alter or withdraw any colour finish without notice. Some of these colours may not be obtainable in your country. Please check availability of colours and current specifications with your Land Rover Retailer. Distributors and retailers are not agents of Jaguar Land Rover Limited and have absolutely no authority to bind Jaguar Land Rover Limited to any express or implied undertaking or representation.

Castrol EDGE Professional exclusively recommended by Land Rover.

Vehicle shown on front and back covers is HSE Luxury in Scotia Grey.

Jaguar Land Rover Limited Registered Office:
Abbey Road, Whitley, Coventry CV3 4LF
United Kingdom.

Registered in England: Number 1672070

landrover.com

© Jaguar Land Rover Limited 2017.
Publication Number: 1L5501810000BXCEN01P

*Market delivery restrictions apply.

iPad and iPhone are trademarks of Apple Inc., registered in the US and other countries.

