



The Ultimate
Driving Machine



THE BMW 1 SERIES SPORTS HATCH.

BMW EFFICIENT DYNAMICS.
LESS EMISSIONS. MORE DRIVING PLEASURE.

THE BMW 1 SERIES SPORTS HATCH.



M PERFORMANCE

DIGITAL DISCOVERY: THE NEW BMW BROCHURES APP.



More information, more driving pleasure: The new BMW brochures app offers you a brand new digital and interactive BMW experience. Download the BMW brochures app for your smartphone or tablet now and explore new perspectives of your BMW.

INNOVATION AND TECHNOLOGY.



18 BMW EfficientDynamics



20 BMW ConnectedDrive



22 Suspension and safety

EQUIPMENT.




24 Models



30 Equipment highlights



34 Exterior colours



36 Interior colours



38 Wheels and tyres



39 Genuine BMW Accessories



INSTIGATOR.

CONNECTED TO PERFORM.





CHANGE THE CITY IMAGE.

EXEMPLARY DRIVING DYNAMICS THANKS TO ADAPTIVE M SUSPENSION* || VARIABLE SPORT STEERING FOR PRECISE STEERING* RESPONSE || LIGHT GEARSHIFTS WITH OPTIMISED EIGHT-SPEED STEPTRONIC SPORT TRANSMISSION* || TOP EFFICIENCY THANKS TO BMW TWIN POWER TURBO TECHNOLOGIES AND ECO PRO MODE || WITH DRIVING ASSISTANT* FOR ENHANCED SAFETY





DESIGN RELOADED.

ENHANCED INTERIOR DESIGN WITH OPTIMISED CENTRE CONSOLE AND DASHBOARD || REPOSITIONED AIR VENTS || INTERIOR TRIM IN ALUMINIUM HEXAGON WITH BLACK HIGH-GLOSS FINISHER* || ADAPTIVE LED HEADLIGHTS* || SEAMLESSLY CONNECTED DESIGN ELEMENTS AND PERFECTLY INTEGRATED SURFACES

* Available as optional equipment.



ALWAYS CONNECTED: WHEREVER YOU ARE.

INNOVATIVE: PERSONALISABLE USER INTERFACE WITH TOUCH SCREEN* || INTUITIVE: INTELLIGENT OPERATING CONCEPT* || COOPERATIVE: INNOVATIVE CONNECTED DRIVE SERVICES* || BMW CONNECTED* || INTERACTIVE: COMPREHENSIVE ONLINE AND ENTERTAINMENT FUNCTIONS*

* Available as optional equipment.



 **MORE ADRENALINE
PER MILE.**

BMW M140i WITH M PERFORMANCE TWIN POWER TURBO
SIX-CYLINDER IN-LINE PETROL ENGINE II SPECIALLY TUNED
SUSPENSION II M AERODYNAMIC BODYSTYLING





DYNAMICS EN MASSE.

PASSIONATELY ATHLETIC EXTERIOR DESIGN II LONG WHEELBASE II
SHORT OVERHANGS II BROAD, LOW STANCE ON THE ROAD II
EDITIONS WITH EXCLUSIVE BLACK DESIGN ACCENTS*

* Available as optional equipment.



DRIVING PLEASURE THAT NEVER ENDS.

FROM START TO FINISH – THE PLEASURE'S ALL YOURS. WHETHER IT'S A CASUAL CRUISE OR A SPORTY SPRINT, THE BMW 1 SERIES CAN DO EVERYTHING THAT YOUR HEART DESIRES. IT BOASTS EXCEPTIONAL AGILITY BOTH IN THE CITY AND OUT IN THE COUNTRY, DISPLAYING THE VERY BEST IN DYNAMICS AND EFFICIENCY. THE COMPREHENSIVE INTERCONNECTIVITY BETWEEN DRIVER; VEHICLE AND OUTSIDE WORLD, NOT TO MENTION INTELLIGENT DRIVING ASSISTANCE SYSTEMS, GUARANTEE UNIQUE DRIVING COMFORT, THE HIGHEST DEGREE OF SAFETY; AND MOST IMPORTANTLY: ABSOLUTE DELIGHT WITH EVERY DRIVE IN THE BMW 1 SERIES – TIME AND TIME AGAIN.

**MORE POWER
FROM LESS FUEL.**

More power from three to twelve cylinders. Consume less, experience more – the **BMW TwinPower Turbo engines** offer the greatest possible dynamic performance with the greatest possible efficiency thanks to the newest injection systems, variable output control and sophisticated turbocharger technology. Whether diesel or petrol, and no matter how many cylinders, the engines from the BMW EfficientDynamics engine family allow more agile power delivery and outstanding responsiveness even at low rpms, while being fuel-efficient and low in emissions.

**MORE DRIVING PLEASURE,
LESS EMISSIONS.**

BMW EfficientDynamics includes not only the engine and drivetrain, but rather the whole vehicle concept, including intelligent energy management. Provided as standard in every BMW, a variety of innovative technologies contribute to continuously improving efficiency. Via engine efficiency measures, electrification, lightweight construction methods and optimised aerodynamics, BMW has managed to reduce the CO₂ emissions of its fleet by 33% since 2000.

**MORE SPEED,
LESS WEIGHT.**

Lower weight with intelligent lightweight construction. Special consideration for every last detail – intelligent lightweight construction means that the optimal material is found and implemented for each part of the vehicle. With extremely light high-tech materials such as aluminium and carbon fibre, **BMW EfficientLightweight** is pursuing the goal of minimising vehicle weight. That leads to even more dynamic performance, increased stability and heightened vehicle safety and comfort.



**DRIVING
EXPERIENCE CONTROL**

Drive Performance Control lets the driver choose between the standard Comfort mode, the more efficient ECO PRO mode and Sport and Sport+¹ modes for an even more dynamic drive. ECO PRO mode adjusts the characteristics of automatic transmission and heating/air conditioning settings to make the drive as fuel efficient as possible.

BMW EFFICIENT LIGHTWEIGHT

Intelligent lightweight construction at BMW means using the right material for the right parts of the vehicle. For every single component, the most suitable material is selected. This philosophy, also known as BMW EfficientLightweight, is now integral to BMW EfficientDynamics and applied to every BMW.

**INTELLIGENT
START/STOP FUNCTION**

The Automatic Start/Stop function switches off the engine when the vehicle comes to a temporary standstill (e.g. at traffic lights or in a traffic jam), which can reduce overall fuel consumption. When the driver presses down on the clutch (manual) or takes their foot off the brake (automatic), the engine automatically starts up again in a fraction of a second.

THE BMW 1 SERIES – DYNAMIC AND EFFICIENT.



¹ Only available in conjunction with additional equipment.

REGISTERS UP TO **360** DEGREES
OF THE VEHICLE'S SURROUNDINGS.

Enjoy the greatest convenience and the highest level of safety with BMW ConnectedDrive. For driving, parking and visibility, the BMW ConnectedDrive driver assistance systems are there when you need them, reliably, in every situation. The most cutting-edge systems, such as radar, ultrasound and cameras, dependably register the vehicle's surroundings, forming the basis for intelligent driver assistance systems. Whether activated when desired, or as emergency assistance in the background – the assistance systems from BMW ConnectedDrive make every drive in your BMW safer and more convenient.

CONNECTED
FOR OVER **40** YEARS.

Focused on the future – from the very beginning. By the 1970s, BMW had already made headway in connected mobility. Another milestone of the digital future was surpassed in 1999 with vehicles with built-in SIM cards. Then came the first online services, Google Services and innovative driver assistance systems such as BMW Head-up Display. Throughout this process, the desires of the customer have always taken centre stage. As the first premium automobile manufacturer, BMW makes it possible to book and pay for services flexibly via the BMW ConnectedDrive Store, in the vehicle or on a computer at home.

With the introduction of BMW Connected and the Open Mobility Cloud, BMW is taking the next steps into the future of mobility.

MORE THAN **20** SERVICES IN THE
BMW CONNECTED DRIVE STORE.

ConnectedDrive Services forms the basis for intelligent BMW ConnectedDrive functions, as well as for the integration of selected smartphone apps. This equipment also provides access to the BMW ConnectedDrive Store, in which services and apps can be ordered or extended any time and anywhere to suit the user's individual requirements – for example with Concierge Service or Online Entertainment, which can turn every drive into a convenient and entertaining experience.

IN TOUCH **24/7**
WITH BMW CONNECTED.

What would it be like if you were never late again? What if your BMW already knew your preferred destinations? How would you like reliable navigation, whether you're sitting in your vehicle or not?

BMW Connected provides you with the information you need, when and where you want it. BMW Connected is a personal mobility assistant which facilitates your everyday mobility and aids you in reaching your destinations relaxed and on time. With the BMW Connected app, mobility-relevant information such as recommendations for optimal departure times are available via a smartphone or smartwatch and can be seamlessly transmitted to the car.

ONLINE SERVICES

BMW Online Services forms the basis for the BMW ConnectedDrive functions, which provide the driver with a wide range of information, entertainment and service features while on the road, including news, online search and office functions. It enables use of selected smartphone apps such as the BMW Connected App and access to the BMW ConnectedDrive Store.

BMW CONNECTED

BMW Connected is a personal mobility assistant which facilitates everyday mobility and assists drivers in reaching their destinations relaxed and on time. Relevant mobility information, such as recommendations for optimal departure times, are available outside of the vehicle via a compatible smartphone or compatible smart watch, and can be seamlessly transmitted to the vehicle.

TIME-TO-LEAVE NOTIFICATION

Always arrive on time for your next appointment. The Time to leave notification on the BMW Connected App reminds you in advance when to set off, communicating with your smartphone or smartwatch. Real Time Traffic Information helps to calculate the best departure time to ensure that you reach your destination on time.

ONLINE ENTERTAINMENT

Via the integrated infotainment system, Online Entertainment¹ offers constant access to more than 30 million music titles from Napster or Deezer. In addition, the music is available wherever listening is convenient – every other supported device also has access to the music titles, even outside of the car. Easily and conveniently.

¹ Available as optional equipment. For more information on each of the current music providers please see www.deezer.com/features or www.napster.co.uk.

■ Standard equipment □ Optional equipment

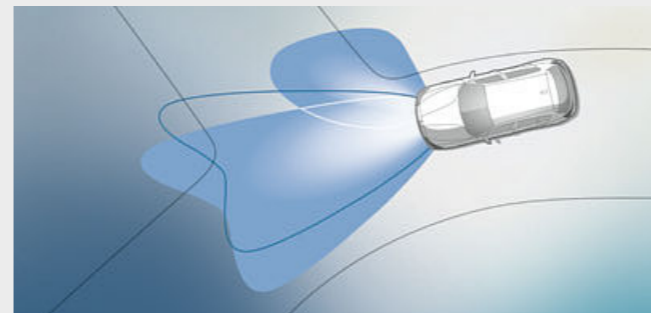


An ideal **axle load distribution of 50:50** helps ensure great directional stability, agile handling and a precise steering response. While at the same time, a lower centre of gravity and shorter overhangs further improve driving characteristics.

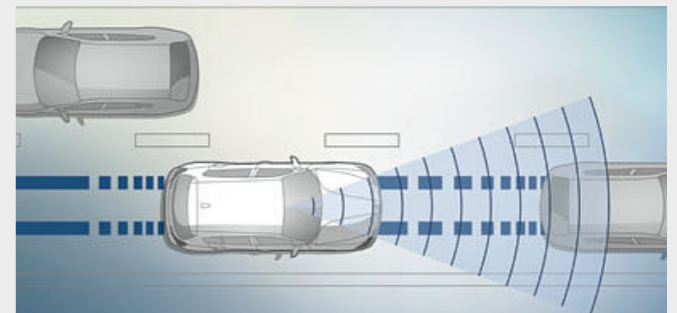
The intelligent BMW **xDrive** all-wheel drive system smoothly and variably distributes drive power to the front and rear wheels for maximum traction, driving dynamics and safety in every driving situation. For even better agility, the electronically controlled power distribution counterbalances over and under-steering on bends.

The **Variable Sport steering**¹ with Servotronic creates a direct and agile steering response and ensures less physical effort is required to turn the wheel. It reacts to the angle of the steering wheel with varying steering ratios. This improves handling when driving more dynamically and reduces the effort needed to steer when parking and turning.

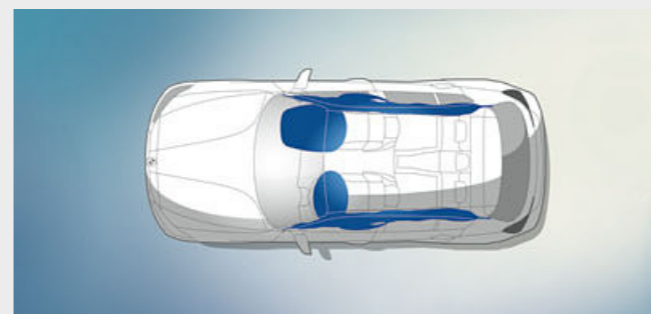
The **eight-speed Sport automatic transmission**² with Steptronic ensures particularly smooth gearshifts and outstanding driving comfort, thanks to fast engine speed transitions and tightly spaced gear ratios. It unites superb comfort with impressive dynamics and increased fuel efficiency.



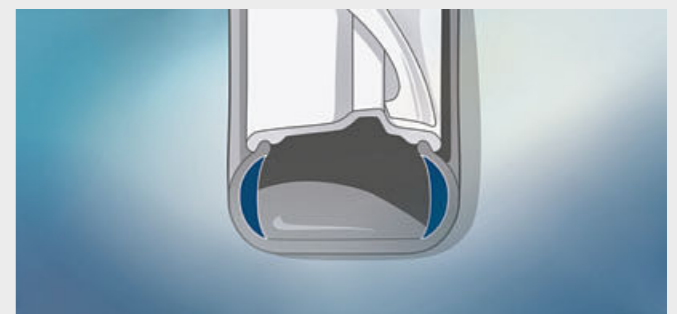
□ **Adaptive LED Headlights** with full LED technology include integrated LED turn indicators, low and high beam, as well as daytime running lights for safety and optimal illumination of the road. High-beam Assistant and Adaptive Headlights with automatic adjustment significantly enhance visibility in the dark – for relaxed driving, almost like during the day.



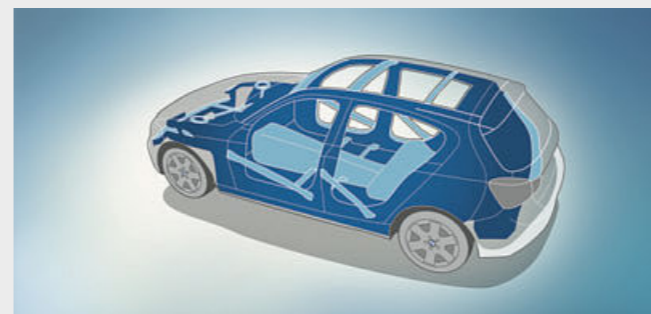
□ **Driving Assistant**³ combines Lane Departure Warning and Forward Collision Warning systems. When travelling at speeds up to 35mph Forward Collision Warning and Preventive Pedestrian Protection issue a warning if there is a risk of collision with vehicles or pedestrians, and brakes the vehicle in the event of an emergency. At speeds above 45mph, the Lane Departure Warning draws the driver's attention to an unintentional lane change by vibrating steering wheel.



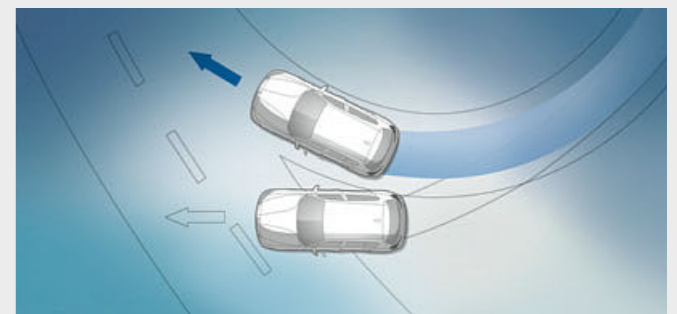
■ **Airbags** for driver and front passenger are part of the optimally coordinated safety components in a BMW. Overall, six airbags provide targeted protection: including driver and front passenger airbags, airbags for the entire window surface on the side, and side airbags integrated into the front seat backrests.



■ **Run-flat tyres**⁴ feature reinforced side walls that prevent them from loosening from the rim if the air pressure drops, making it possible to continue driving to the nearest repair shop.



■ The **functional structure** of the passenger cell is composed of a specialised system of beams and nodal connections, featuring strategically deployed high-strength materials which deliver maximum passive safety in the event of front, side and rear collisions.



■ **Dynamic Stability Control+ (DSC+)** stabilises the vehicle as soon as any skidding motion is detected. Its extended functionality includes Cornering Brake Control (CBC), Hill-start and Brake Assist, brake drying and braking readiness. For even more athletic driving, the Dynamic Traction Control (DTC) function allows increased wheel slip.

¹ Available as optional equipment (except standard on M140i models).

² Standard for 120i, 125i, M140i, 120d xDrive and 125d (optional for 120d).

³ Function may be limited in the dark or in fog.

⁴ Optional for SE and M140i Shadow Edition models. Not available for M140i models.

SE.

Discover more with the BMW brochures app. Now available for your smartphone and tablet.



■ The clearly arranged cockpit with multi-function leather steering wheel, single-zone automatic air conditioning and BMW Navigation System are highly impressive even upon first glance.



■ The seats in Move cloth upholstery in Anthracite and the Satin Silver interior trim ensure that the interior has a comfortable but sporty feel.

Selected basic equipment features:

- 16" light alloy Star-spoke style 654 wheels
- 6.5" colour screen with iDrive controller
- Air conditioning, automatic, single-zone
- Bluetooth connectivity with audio streaming (with USB connection)
- BMW ConnectedDrive Services comprising:
 - BMW Emergency Call
 - BMW Navigation System
 - BMW Online Services
 - BMW TeleServices
 - Real Time Traffic Information (RTTI)
 - Remote Services
- BMW Navigation System
- DAB tuner
- Drive Performance Control with ECO PRO, Comfort and Sport modes
- Exhaust tailpipe, Chrome – single, round
- Interior trim, Satin Silver
- Multi-function leather steering wheel, three-spoke
- Seats in Move cloth upholstery in Anthracite



□ 16" light alloy V-spoke style 378 wheels, Reflex Silver, 7 J x 16 with 205/55 R16 tyres.

SPORT.

Equipment 24 | 25


■ Standard equipment □ Optional equipment



□ The Sport leather steering wheel with Black stitching, a thick rim and contoured thumb rests has an exceptionally pleasant, high-grip feel.



□ 17" light alloy Star-spoke style 379 wheels with run-flat tyres, 7J x 17 with 225/45 R17 tyres.



■ 17" light alloy Double-spoke style 655 wheels with run-flat tyres, 7J x 17 with 225/45 R17 tyres.

Sport model exterior equipment:

- 17" light alloy Star-spoke style 655 wheels with run-flat tyres
- Exhaust tailpipe, Dark Chrome
- Front air inlet with High-gloss Black finisher
- Kidney grille with extra-wide High-gloss Black vertical slats
- Rear bumper with High-gloss Black finisher

Sport model interior equipment:

- Ambient lighting – switchable BMW Classic Orange/Cold White LED
- Corner cloth upholstery
- Door sill finishers with BMW designation, front
- Drive Performance Control with ECO PRO, Comfort, Sport and Sport+ modes
- Interior trim, High-gloss Black with Coral Red finisher
- Sport instrument cluster with Red highlight
- Sport multi-function leather steering wheel with Red stitching and speed limiting function
- Sport seats, front
- Welcome light using LED technology

M SPORT.

Discover more with the BMW brochures app. Now available for your smartphone and tablet.



■ In combination with the Aluminium Hexagon interior trim with Estoril Blue finisher, the M Sport multi-function leather steering wheel also accentuates the sporty yet elegant tone of the interior.



■ 18" light alloy M Double-spoke style 461 M wheels, Ferric Grey, front 7.5J x 18 with 225/40 R18 tyres, rear 8J x 18 with 245/35 R18 run-flat tyres.



□ Standard for 120i, 125i and 120d xDrive and 125d models, the Sport automatic transmission offers incredibly sporty gear changes whether automatic or manual, using gearshift paddles or gear lever.

M Sport model exterior equipment:

- 18" M light alloy Double-spoke style 461 M wheels, Ferric Grey with run-flat tyres
- Exhaust tailpipe, Chrome
- Exterior trim, High-gloss Shadowline
- Kidney grille with extra-wide High-gloss Black vertical slats
- LED foglights, front
- LED headlights, with automatic beam control
- M aerodynamic bodystyling
- M designation, side
- M Sport suspension (excluding 120d xDrive M Sport)

M Sport model interior equipment:

- Ambient lighting – switchable BMW Classic Orange / Cold White LED
- Dakota leather upholstery in Black with Blue contrast stitching
- Door sill finishers with M designation
- Gearshift lever with M designation, short-shift (manual transmission only)
- Headlining, Anthracite
- Interior trim, Aluminium Hexagon with Estoril Blue finisher
- M Sport multi-function leather steering wheel with speed limiting function
- Remote control with integrated key, with inset in Blue
- Sport instrument cluster with Red highlight
- Sport seats, front
- Welcome light using LED technology

M SPORT SHADOW EDITION.

Equipment 26 | 27

■ Standard equipment □ Optional equipment



■ The LED headlights with darkened surround give the exterior an athletic edge.



■ 18" M light alloy wheels Double-spoke style 719 M, Bicolour Jet Black, front 7.5J x 18 with 225/40 R18, rear 8J x 18 with 245/35 R18 run-flat tyres.



□ 18" M light alloy wheels Double-spoke style 719 M, Jet Black, front 7.5J x 18 with 225/40 R18, rear 8J x 18 with 245/35 R18 run-flat tyres.

M Sport Shadow Edition exterior features:

- 18" M light alloy Double-spoke style 719 M wheels, Bicolour Jet Black
- Darkened rear lights with LED light bars
- Exhaust tailpipe in Dark Chrome
- Kidney Grille frame High-gloss Black with Black vertical slats
- LED Headlights with darkened surround
- M Sport braking system
- Park Distance Control (PDC), rear

M Sport Shadow Edition interior features:


- Cruise control with braking function
- Extended lighting
- Interior trim, Aluminium Hexagon with Estoril Blue finisher; other trims available
- Loudspeaker system – harman/kardon
- Sun protection glass

BMW M PERFORMANCE.

The BMW M140i.

The M Performance TwinPower Turbo six-cylinder inline petrol engine features superior power delivery, silky smooth running and an exceptional performance. Not only that, but the brawny 3.0 litre engine emits a captivating sporty sound as it goes about its work, thanks to a sound-optimised exhaust system with an innovative flap concept. This engine combines the Valvetronic fully variable valve control including Double VANOS, High precision direct injection and a TwinScroll turbocharger to optimally fill the cylinders. The result: a top performance of 340hp (250kW) and a maximum torque of 500Nm. This means that the Turbo petrol engine accelerates the car from 0 to 62mph in a breathtaking 4.6 seconds, reaching a limited top speed of 155mph. Impressively efficient, packed with power and delivering a direct response even at low engine speeds – this all-conquering drive train is destined to delight the driver of every M Performance vehicle.

The BMW M140i Shadow Edition shown below in optional Black Sapphire metallic paintwork, LED headlights and rear lights with darkened surround, Black Kidney grille frame and optional 18" M light alloy Double-spoke style 719 M wheels in Bicolour Jet Black.



The M leather steering wheel with optional Brushed Aluminium interior trim with Pearl Chrome finisher creates a dynamic look in the interior.



The exterior mirror caps in Ferric Grey.



An impressive emblem: the M140i designation on the rear.

EQUIPMENT HIGHLIGHTS.

Discover more with the BMW brochures app. Now available for your smartphone and tablet.

■ Standard equipment □ Optional equipment



□ Adaptive LED Headlights with full LED technology include integrated LED turn indicators, low and high beam, as well as daytime running lights for safety and optimal illumination of the road. High-beam Assistant and Adaptive Headlights with automatic adjustment significantly enhance visibility in the dark – for relaxed driving, almost like during the day.




□ The electric glass sunroof with slide and lift function including sun protection, anti-trap protection, comfort opening and closing via remote control and one-touch function brings light into the interior and allows passengers to regulate the air flow rate according to their preference to create a pleasant interior climate. The integrated, automatically extending wind deflector guarantees a high level of acoustic comfort.



■ The two-part rear lights with the characteristic L-shaped design. They each have a lighting element in the body as well as in the tailgate part of the light.



□ Interior and driver-side exterior mirrors with automatic anti-dazzle functionality, mirror memory and automatic dipping function on the passenger side for reverse parking.



□ Extended lighting creates an atmospheric ambience in the interior. It includes a variety of additional LED lights: front and rear reading lights, vanity mirror lights for driver and front passenger, front footwell lights, ambience light in the front and rear, door handle lighting, as well as exit lights in the front doors and exterior door handle light using LED technology.



□ The M Sport braking system has four-piston fixed calipers at the front and two-piston floating calipers at the rear in Blue with M designation and features large brake discs to ensure an outstanding braking performance.



□ The removable head on the tow bar ensures that the sporty design of the vehicle's rear is in no way negatively impacted when the tow bar is not being used. The equipment, which allows a bike rack to be mounted, features trailer stability control, as well as activation of the trailer light functions. The maximum trailer load is 1,500kg, depending on the engine fitted (Not available for M140i models).



□ The eight-speed Steptronic Sport automatic transmission adapts to suit individual driving styles. It ranges from comfortable cruising to very dynamic handling. In SPORT mode, the gear shifts are configured for maximum performance. It is also possible to change gears manually by using the gear lever or the gearshift paddles on the Sport leather steering wheel.



□ The through-loading system includes rear seat backrests that can be flexibly divided in a 40:20:40 ratio. For example, two passengers can be seated comfortably in the rear, while long objects such as ski and snowboard bags can be transported at the same time. The centre armrest features two cup holders.

EQUIPMENT HIGHLIGHTS.

Discover more with the BMW brochures app. Now available for your smartphone and tablet.

■ Standard equipment □ Optional equipment



□ The BMW Professional Multimedia Navigation system, including USB interface, 8.8" LCD colour display and BMW Professional radio with a DVD player, comes with a three-dimensional map display and 20GB of memory. The system is operated intuitively via the iDrive Touch Controller or touch screen. Map updates are available for three years without license fees.



■ The BMW Navigation system features the latest generation of BMW navigation systems with iDrive 6 (ID6) software. It features a built-in 6.5" display and is operated intuitively either via the iDrive Controller, direct-selection short cut keys, eight favourite buttons or, depending on the vehicle's features, Voice Control.



■ The Remote Services offered by the BMW Connected App allows various functions of the vehicle, such as locking and unlocking the car or displaying the car location, to be operated remotely. To use this feature, customers simply need to activate Remote Services once in the BMW ConnectedDrive customer portal at www.bmw-connecteddrive.co.uk.



□ Active Cruise Control with Stop&Go function maintains a preselected speed, as well as the distance to the vehicle ahead. (Not available for M140i models).

□ Steering wheel heating quickly warms up the rim of the steering wheel at the push of a button – which is especially useful in winter.



□ Air conditioning, automatic with two-zone control includes Automatic Air Recirculation (AAR) with an active carbon filter, as well as fogging and solar sensors.

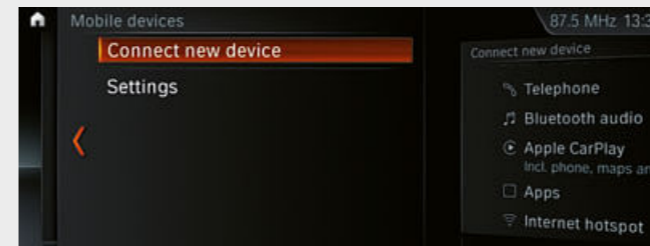
□ The seat heating for driver and front passenger heats the seat surface and middle section of the backrest to one of three levels as desired.



□ Speed Limit Display including the no-overtaking indicator detects current speed limits and no-overtaking signs and shows them on the Speed Limit Display in the instrument cluster.



■ The multi-function buttons for the steering wheel can be used to operate the telephone, voice control and audio functions as well as the speed limiting function.



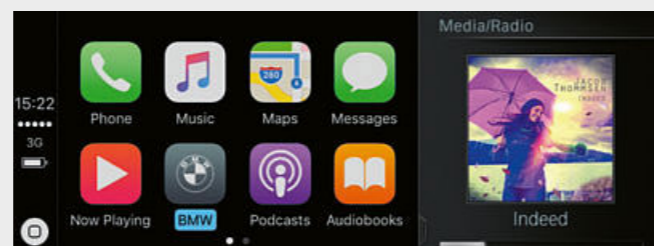
□ WiFi Hotspot Preparation enables connection of up to ten mobile devices to the internet via the in-built SIM (depending on local LTE availability). Subject to cost, data plans can be purchased via the mobile network operator when connected to the vehicle.¹



□ Park Assist makes parking simple. The system works by measuring potential parking spaces while driving past at a low speed. When a suitable space has been found, the Park Assist takes over the steering, while the driver is responsible for selecting the correct gear, as well as pressing the accelerator and brakes.




□ Enhanced Bluetooth with wireless charging offers a comprehensive telephony package with Bluetooth connectivity and the technical capacity for a WiFi hotspot. Includes LED charge level indicator and forgotten mobile phone warning. A roof aerial connection improves mobile reception. Two mobile telephones and an audio player can be connected simultaneously via Bluetooth. Bluetooth Office is also included.¹



□ Apple CarPlay preparation enables wireless and comfortable usage of your iPhone® in your vehicle via Apple CarPlay®, operated seamlessly via the vehicle's user interface. This allows iPhone® content, along with functions such as music, iMessages/text messages, telephony, Siri, navigation and selected third-party apps to be displayed and operated via the vehicle's user interface and via Voice Control.^{2,3}



□ Driving Assistant combines Lane Departure Warning and Forward Collision Warning systems. When travelling at speeds up to 35mph Forward Collision Warning and Preventive Pedestrian Protection issue a warning if there is a risk of collision with vehicles or pedestrians, and brakes the vehicle in the event of an emergency. At speeds above 45mph, the Lane Departure Warning draws the driver's attention to an unintentional lane change by vibrating steering wheel.⁴



□ The Reversing Assist camera enables improved orientation when reversing at speeds below 10mph, for example, when parking. It shows the area behind the car on the Control Display. Interactive track lines for measuring distance and turning circles assist the driver when manoeuvring, obstacles are marked in colour.

¹ WiFi Hotspot data subscription costs apply and must be purchased separately.

² The compatibility and range of functions from Apple CarPlay® depend on the model year and the software installed on the iPhone®. When the Apple CarPlay® preparation is used, selected vehicle data is transferred to the phone. The mobile phone manufacturer is responsible for further data processing.


³ Please note, for purchases of Apple CarPlay via the ConnectedDrive store after production, vehicles must be fitted with BMW Professional Multimedia Navigation system and Enhanced Bluetooth with wireless charging.

⁴ Function may be limited in darkness or in fog.

EXTERIOR COLOURS.

Discover more with the BMW brochures app. Now available for your smartphone and tablet.


■ Standard equipment □ Optional equipment



■ **Non-metallic** 668 Jet Black¹



■ **Non-metallic** 300 Alpine White




□ **Metallic** 475 Black Sapphire




□ **Metallic** A96 Mineral White¹




□ **Metallic** A83 Glacier Silver¹




□ **Metallic** C1X Sunset Orange



□ **Metallic** B53 Sparkling Brown¹




□ **Metallic** C10 Mediterranean Blue¹




□ **Metallic** B39 Mineral Grey



□ **Metallic** A75 Melbourne Red



□ **Metallic** C1R Seaside Blue¹



□ **Metallic** B45 Estoril Blue²

M SPORT

[Colours] The colours printed above are intended to provide you with a first impression of paints and materials available for your BMW. Experience has shown, however, that printed images of paint, upholstery and interior trim colours cannot faithfully reproduce

the actual appearance of the originals. We recommend therefore that you consult your BMW Retailer who will be able to show you original samples and assist with any requests.

¹ Only available for SE and Sport models.

² Only available for M Sport, M Sport Edition and M140i models.

INTERIOR COLOURS.

Discover more with the BMW brochures app. Now available for your smartphone and tablet.

■ Standard equipment □ Optional equipment

CLOTH

Available with



■ SE

Move cloth
BDAT Anthracite¹



■ Sport

Corner cloth
CCL1 Anthracite
with Grey highlight



■ Sport

Corner cloth
CCL2 Anthracite
with Red highlight

LEATHER

Available with



□ SE
□ Sport
□ M Sport
□ M Sport Shadow Edition
■ M140i
■ M140i Shadow Edition

Dakota leather
LCCX Oyster/Black
interior world




□ Sport

Dakota leather
LCL3 Black with
Red highlight/Black
interior world




□ Sport
□ M Sport
□ M Sport Shadow Edition
■ M140i
■ M140i Shadow Edition

Dakota leather
LCRY Cognac with
Brown highlight/
Black interior world



□ SE
□ Sport
□ M Sport
□ M Sport Shadow Edition
■ M140i
■ M140i Shadow Edition

Dakota leather
LCSW Black/Black
interior world



■ M Sport
■ M Sport Shadow Edition
■ M140i
■ M140i Shadow Edition

Dakota leather
LCNL Black with
Blue highlight

INTERIOR TRIMS

Available with




■ SE

4CG Satin Silver




□ Sport
□ M Sport
□ M Sport Shadow Edition
□ M140i
□ M140i Shadow Edition

4LU Black High-gloss with Pearl Chrome highlight



□ M Sport
□ M Sport Shadow Edition
□ M140i
□ M140i Shadow Edition

4FT Brushed Aluminium with Black, High-gloss finisher




□ SE
□ Sport
□ M Sport
□ M Sport Shadow Edition
□ M140i
□ M140i Shadow Edition

4LR Finesline Stream wood with Pearl Chrome finisher




□ M Sport
□ M Sport Shadow Edition
□ M140i
□ M140i Shadow Edition

4LS Brushed Aluminium with Pearl Chrome finisher




■ Sport

4LV Black, High-gloss with Coral Red finisher



□ M Sport
□ M Sport Shadow Edition
□ M140i
□ M140i Shadow Edition

4WG Aluminium Hexagon with Black, High-gloss finisher



■ M Sport
■ M Sport Shadow Edition
■ M140i
■ M140i Shadow Edition

4WF Aluminium Hexagon with Estoril Blue finisher

INTERIOR COLOURS

Available with




■ SE
■ Sport
■ M Sport
■ M Sport Shadow Edition
■ M140i
■ M140i Shadow Edition

Black

HEADLINING

Available with



□ SE
□ Sport
■ M Sport
■ M Sport Shadow Edition
■ M140i
■ M140i Shadow Edition

775 Anthracite

Please note that even normal long- or short-term use can lead to unrecoverable upholstery damage. This can be caused in particular by non-colourfast clothing.

¹ Not available with Sport seats.

WHEELS AND TYRES.

Discover more with the BMW brochures app. Now available for your smartphone and tablet.



■ 17" light alloy Double-spoke style 655 wheels, 7J x 17 with 225/45 R17 run-flat tyres (Standard for Sport models).



□ 18" M light alloy wheels Double-spoke style 719 M, Jet Black, front 7.5J x 18 with 225/40 R18, rear 8J x 18 with 245/35 R18 run-flat tyres.



□ 17" light alloy Y-spoke style 380 wheels, 7J x 17 with 205/50 R17 run-flat tyres.



□ 18" light alloy Double-spoke style 385 wheels, front 7.5J x 18 with 225/40 R18, rear 8J x 18 with 245/35 R18 run-flat tyres.



■ 16" light alloy Star-spoke style 654 wheels, 7J x 16 with 205/55 R16 tyres (Standard for SE models).



□ 18" M light alloy Double-spoke style 719 M wheels, Bicolour Jet Black, front 7.5J x 18 with 225/40 R18, rear 8J x 18 with 245/35 R18 run-flat tyres (Standard for M Sport Shadow Edition models).



■ 18" M light alloy Double-spoke style 436 M wheels, Ferric Grey, front 7.5J x 18 with 225/40 R18, rear 8J x 18 with 245/35 R18 tyres (Standard for M140i models).



■ 18" M light alloy Double-spoke style 436 M wheels, Orbit Grey, front 7.5J x 18 with 225/40 R18, rear 8J x 18 with 245/35 R18 tyres (Standard for M140i Shadow Edition models).

GENUINE BMW ACCESSORIES.

Equipment 38 | 39

■ Standard equipment □ Optional equipment ○ Accessories



○ BMW Roof Boxes are available in a number of sizes, and are compatible with all BMW roof rack systems. Can be opened from both sides and has triple central locking on each side.

○ 19" light alloy wheels in Orbit Grey, gloss-lathed on the visible side. RDC complete wheel set with run-flat mixed tyres, wheel size 7.5J x 19 (front) and 8J x 19 (rear).



○ Lightweight, sturdy rear bike rack for two bikes/e-bikes. Carries up to 60 kg and can be folded up compactly.



○ The BMW Head-Up Screen puts vehicle and navigation information into the driver's line of sight – in combination with a smartphone interface.



○ BMW Roof Bars allow a number of items to be carried on the roof of your car, including roof boxes and bike carriers.



○ The Travel & Comfort System allows you to fit a number of items to the headrest, including tablets, coat hanger and universal holder.



○ Anti-slip, water-resistant, durable mat for protecting the luggage compartment from dirt and moisture.



○ Perfectly fitted protection against moisture and dirt, the BMW All-weather floor mats keep feet from getting wet in the front footwell.

Discover the all-round innovative solutions on offer in many categories: exterior, interior, communication & information and transport & luggage compartment. Your BMW Retailer will be happy to advise you and provide you with a special

catalogue detailing the entire range of Genuine BMW Accessories. For further information, please visit www.bmw.co.uk/accessories.

BMW 1 Series 5-DOOR M140i SHADOW EDITION:

BMW TwinPower Turbo six-cylinder in-line petrol engine, 340hp (250kW), 18" M light alloy Double-spoke style 719 M Jet Black wheels, Estoril Blue metallic paint, Dakota leather seats in Black, Aluminium Hexagon with Black High-gloss finisher.

The models illustrated in this brochure show the equipment and configuration options (standard and optional) for vehicles produced by BMW AG for the German market. Alterations in standard and optional equipment and the configurations, as described in this brochure, may differ at the time of printing, or according to the specific requirements of other markets. Your local BMW Retailer is available to provide further details. Subject to alteration in design and equipment. Part number 01 29 2 466 867. November 2018 (revised).

© BMW AG, Munich, Germany. Reproduction, even in part, only with the written approval of BMW AG, Munich.

4 11 001 347 21 2 2018 BM. Printed in Germany 2018.

